



Н. Э. Цуканова, А. Г. Фатнева, А. А. Жолчиева

# АНГЛИЙСКИЙ ЯЗЫК

Учебник для 4 класса  
школ с русским языком обучения

*Рекомендовано Министерством образования и науки  
Кыргызской Республики*

Бишкек  
2018

УДК 000.000.0  
ББК 00.0 Англ я 000  
Ц 00

Ред. совет: *Н. М. Кожоголова, А. Вэтсел*

**Цуканова Н. Э. и др.**

Ц 00      Английский язык.: 4 кл.: Учебник для шк. с русс. яз. обучения / Н. Э. Цуканова, А. Г. Фатнева, А. А. Жолчиева. – Б.: Аркус, 2018. – 224 с., илл.

ISBN 000-0000-00-000-0

Учебник «Английский язык» является основным учебником для 4 класса школ с русским языком обучения Кыргызской Республики и рассчитан на 2 учебных часа в неделю.

Материал в учебнике организован в тематические блоки. Учебник помогает заложить основы использования английского языка как средства общения, поэтому в нем охватываются все четыре вида речевой деятельности (аудирование, говорение, чтение и письмо). Особое внимание на данном этапе уделяется изучению лексики и продолжению работы по обучению учащихся чтению, а также знакомству с транскрипционными знаками.

Учебник создан на основе Предметного стандарта по иностранному языку, принятому Министерством образования и науки Кыргызской Республики, и Программы по английскому языку для школ с русским языком обучения (3–9 классы), разработанной Кыргызской Академией образования.

## УСЛОВНЫЕ ОБОЗНАЧЕНИЯ



– домашнее задание



– говорение



– чтение



– слушание



– письменное задание

Ц 0000000000-00

УДК 000.000.0  
ББК 00.0 Англ я 000

ISBN 000-0000-00-000-0

© Н. Э. Цуканова, А. Г. Фатнева, А. А. Жолчиева, 2018  
© ОсОО «Издательство Аркус», 2018  
© Министерство образования и науки КР, 2018

<b>CONTENTS</b>		Target Vocabulary	Target Grammar	Let's read
<b>Welcome Unit</b> pp. 7–15	<b>Lesson 1</b> <b>Lesson 2</b> <b>Lesson 3</b> <b>Lesson 4</b>	Revision: <i>colours, classroom objects and instructions, animals, fruit, vegetables, numbers.</i> <i>Alphabet</i>	Revision: <i>to be, I like / I dislike..., There is / there are...</i>	Revision: <i>Consonants</i> [ð] [ʃ] [θ] [tʃ] [k] [ŋ] <i>Vowels</i> [e] [æ] [ɔ] [i] [ʌ] [ei] [ai] [ju:] [əʊ]
<b>Unit 1</b> pp. 16–28	<b>Lesson 1</b> <b>Countries</b> <b>Lesson 2</b> <b>Where are you from?</b> <b>Lesson 3</b> <b>He is from Great Britain.</b> <b>Lesson 4</b> <b>Let's read!</b>	Countries: Great Britain, Spain, Kyrgyzstan, Russia, Italy, Japan, the USA, France, China, capital, country Nice to meet you! Nice to meet you, too!	<i>to be</i> with I, you, he, she, it, we, you, they.  Where are you from? I'm from ....	[ə] [ɔ:] [ɑ:]
<b>Unit 2</b> pp. 29–38	<b>Lesson 1</b> <b>I'm a teacher!</b> <b>Lesson 2</b> <b>He's my brother!</b> <b>Lesson 3</b> <b>Meet my family!</b> <b>Lesson 4</b> <b>Let's read!</b>	Family: mother, father, grandmother, grandfather, sister, brother, cousin, aunt, uncle, wife, husband Jobs: teacher, vet, actor, actress, doctor, farmer, seller, driver, builder, manager, police officer, nurse, student, businessman, businesswoman	Possessive case, Pronouns (his, her, their, our, your, my) <i>to be</i> Articles <i>a/an</i>	[ɜ:]
<b>Stop and check 1–2</b>				pp. 39–43

<b>Unit 3</b> pp. 44–53	<b>Lesson 1</b> <b>Parts of the body</b> <b>Lesson 2</b> <b>Appearance</b> <b>Lesson 3</b> <b>Look at me!</b> <b>Lesson 4</b> <b>Let's read!</b>	Body: hair, hands, face, nose, eyes, ears, neck, mouth, toes, finger, arm, shoulders, leg, tooth/teeth, foot/feet, knee. Appearance: slim, beautiful, handsome, fat, tall, short, sporty	<i>to be</i>	kn wr
<b>Unit 4</b> pp. 54–66	<b>Lesson 1</b> <b>11...100</b> <b>Lesson 2</b> <b>Groceries</b> <b>Lesson 3</b> <b>May I help you?</b> <b>Lesson 4</b> <b>Let's read!</b>	Numbers 11-100 Vocabulary: butter, oil, rice, noodles, sausages, bread, juice, milk, tea, cheese, sweets, biscuits, eggs, meat, salt, sugar, litre, gram, kilo, package, carton, loaf. How much is it?	<i>How many ...?</i> <i>How much ...?</i>	[au]
<b>Stop and check 3–4</b>				pp. 66–71
<b>Unit 5</b> pp. 72–81	<b>Lesson 1</b> <b>Do you like...?</b> <b>Lesson 2</b> <b>I like red apples.</b> <b>Lesson 3</b> <b>I live in a house.</b> <b>Lesson 4</b> <b>Let's read!</b>	Vocabulary: Kyrgyz, Russian, new, beautiful, old, red, big, black and white, interesting, friendly; have, eat, speak, drink, like, live.	Present Simple  <i>Do you like ...?</i> <i>Yes, I do.</i> <i>No, I don't.</i> <i>Where...?</i> <i>What...?</i> <i>Who...?</i>	[k] [s]
<b>Unit 6</b> pp. 82–90	<b>Lesson 1</b> <b>British people like cats.</b> <b>Lesson 2</b> <b>Kyrgyz people drink tea.</b> <b>Lesson 3</b> <b>Do they speak English?</b> <b>Lesson 4</b> <b>Let's read!</b>		Present Simple  <i>Do they/we like...?</i> <i>Yes, they/we do.</i> <i>No, they/we don't.</i>	[f]
<b>Stop and check 5–6</b>				pp. 90–93



<b>Unit 7</b> pp. 94–107	<b>Lesson 1</b> What time is it? <b>Lesson 2</b> Days of the week <b>Lesson 3</b> Daily routines <b>Lesson 4</b> Let's read!	Time (It's half past..., It's ...o'clock) Vocabulary: Monday, Tuesday, Wednesday, Thursday, Friday, Saturday, Sunday, week, weekend; play, go, help, have, read, do	What time is it? prepositions <i>at, on</i>	[ei]
<b>Unit 8</b> pp. 108–119	<b>Lesson 1</b> Jerry works at a zoo. <b>Lesson 2</b> A lazy boy! <b>Lesson 3</b> I always wake up at 7. <b>Lesson 4</b> Let's read!	Vocabulary: always, usually, never, sometimes	Present Simple  <i>He/she/it likes...</i> <i>Does he/she/it like...?</i> <i>Yes, he/she/it does.</i> <i>No, he/she/it doesn't.</i> Adverbs of frequency	[ɑɪ]
<b>Stop and check 7–8</b>				pp. 120–124
<b>Unit 9</b> pp. 125–139	<b>Lesson 1</b> She likes dancing. <b>Lesson 2</b> Do you like dancing? <b>Lesson 3</b> What do you like doing at the weekend? <b>Lesson 4</b> Let's read!	Vocabulary: listening to music, playing football, watching TV dancing, going to the cinema/ mountains, singing, playing basketball/ computer games/ tennis going for a walk, swimming reading books, doing homework	Present Simple  <i>...like(s)...-ing.</i> <i>don't/doesn't like...-ing.</i> <i>Do/Does ... like...-ing?</i>	[ɔɪ]
<b>Unit 10</b> pp. 140–154	<b>Lesson 1</b> Clothes <b>Lesson 2</b> I'm wearing a uniform today. <b>Lesson 3</b> Where is the father? <b>Lesson 4</b> Let's read!	Vocabulary: a T-shirt, a blouse, a skirt, a shirt, a dress, a hat, trousers, boots, a uniform, a tie, a coat, a jacket, a sweater, socks, shoes.	Present Continuous  <i>I am ...-ing...</i> <i>He/she/it is ...-ing...</i> <i>We/they/you are...-ing...</i> <i>What're you wearing today?</i> <i>What is he/she wearing?</i>	[əʊ]
<b>Stop and check 9–10</b>				pp. 155–159

<b>Unit 11</b> pp. 160–171	<b>Lesson 1</b> We are having fun in the mountains. <b>Lesson 2</b> I hear somebody's knocking! <b>Lesson 3</b> I'm practicing the piano. I always practice after school. <b>Lesson 4</b> Let's read!		Present Continuous vs Present Simple	[eə]
<b>Unit 12</b> pp. 172–184	<b>Lesson 1</b> It's hot today! <b>Lesson 2</b> Months and seasons <b>Lesson 3</b> Here is the weather... <b>Lesson 4</b> Let's read!	Vocabulary: the weather, hot, cold, cloudy, sunny, windy, raining, snowing; winter, spring, summer, autumn; January, February, March, April, May, June, July, August, September, October, November, December; year, month, season.	<i>What is the weather like today?</i> Present Continuous vs Present Simple  preposition <i>in</i>	[ɔ:] [aɪə] [ɪə]
<b>Stop and check 11–12</b>				pp. 185–189
<b>Unit 13</b> pp. 190–201	<b>Round up 1</b> Grammar and Vocabulary <b>Round up 2</b> Reading <b>Round up 3</b> Speaking <b>Round up 4:</b> Let's read!			

Grammar revision.....	202
Алфавит английского языка.....	206
Фонетическая транскрипция.....	207
Англо-русский словарь.....	208

# Welcome Unit


## Lesson 1

1.  Look at the picture. Answer the questions.

- Where are they?
- Who are they?


**Listen. Then read the poem. Answer the questions.**


- Who is the man? What's his name? What's his family name?



2.  Speak to your classmate.

Example:

- 
1. Hello, I am Ainura. What's your name?
  3. How do you spell it?
  5. What is your family name?
  7. How do you spell it?

- 
2. Hi, I am Ermek.
  4. E-R-M-E-K
  6. My family name's Amanov.
  8. A-M-A-N-O-V


3.  Look at the picture, write the poem in your notebook and complete the gaps.




green red yellow brown  
blue orange purple grey


1 Red is a ladybug.  
There in the grass.  
2 \_\_\_\_\_ is orange juice.  
There in the glass.  
3 \_\_\_\_\_ is the sun.  
High in the 4 \_\_\_\_\_ sky.  
5 \_\_\_\_\_ is the frog.  
Eating a 6 \_\_\_\_\_ fly!

4.  Recite the poem in exercise 3.


5.  Draw the pictures in your notebook and color them.




a grey snake




a green tree



a purple flower




a red apple




a black cat



a white cloud



a blue schoolbag



a brown marker

6.  Listen and repeat.




## Lesson 2

1. a)  In your notebook, write the words in alphabetical order.

1. ball, dog, fox, tiger, rabbit
2. apple, lemon, orange, grapes, carrot
3. green, yellow, pink, blue, lazy
4. mother, grandmother, sister, brother
5. big, small, short, tall, high, cute

*ball, dog, fox, rabbit, tiger*  
\_\_\_\_\_  
\_\_\_\_\_  
\_\_\_\_\_  
\_\_\_\_\_

b)   Odd one out. Look at the words in exercise 1 a) again. Which one is different?

Example: 1. *ball* – *it's not an animal.*

2.  Put the words in order.

Example: a) *I like bananas.*

a) like / I / . / bananas.

b) got / you / have / brother / a / ?

c) Bob / play / the / piano / can't / .

d) ? / can / make / you / cake / a

e) Bob / have / Tom / and / got / sister / a / .

f) name / is / what / your / ?

g) phone / my / is / number / 589-931 / .

3.   Match.

Example: *Is her name Akylai? Yes, it is.*

1. Is her name Akylai?

2. Are they cucumbers?

3. How old is your brother?

4. What's his name?

5. Are there any flowers in your room?

6. I like apples.

7. What is that?

8. What are those?

a) He is 10.

b) Yes, there are.

c) I like apples too.

d) Yes, it is.



e) Yes, they are.

f) They are my shoes.

g) He's Aibek.

h) It is a red truck.



4.   Look at the picture. Answer the questions in your notebook. Then read them aloud.

Example: *What is his name? His name's Akyl.*



1. How many balloons are there?
2. How many flowers are there?
3. How many cakes are there?
4. How old is Akyl?
5. What colour are the flowers?
6. What colour is Akylai's dress?
7. How many guests has Akyl got?

*There are ten balloons.*

---



---



---





---



---



---

5.   Look at the example. In your notebook, make ladders of words that start with *o*, *i*, *t*, *d*.

<b>b</b>	<b>o</b>	<b>i</b>	<b>t</b>	<b>d</b>
be	o_	i_	t_	d_
bee	o__	i__	t__	d__
back	o___	i___	t___	d___
black	o____	i____	t____	d____


## Lesson 3

1. a)  Complete the phrases with the words from the list.


look    how    don't understand    help    close    late  
up    down    come    may    go out    open



1. \_\_\_\_\_ at the blackboard, please.
2. I'm sorry, I'm \_\_\_\_\_.
3. Sorry, I \_\_\_\_\_.
4. Stand \_\_\_\_\_!
5. \_\_\_\_\_ do you spell it?
6. \_\_\_\_\_ to the blackboard.
7. Can you \_\_\_\_\_ me, please
8. \_\_\_\_\_ I come in?
9. \_\_\_\_\_ the door, please.
10. May I \_\_\_\_\_?
11. Sit \_\_\_\_\_!
12. \_\_\_\_\_ your books.

b)  Who says these phrases: the teacher or the students? Which student says which phrase?



c)  Mime one of the phrases, your classmate will try to guess the phrase.

2.  Work with a classmate. Ask and answer the questions.

Example: A: *What's your name?*

B: *I'm Aibek.*

1. What's your name? \_\_\_\_\_

2. How old are you? \_\_\_\_\_


3. What's your phone number? \_\_\_\_\_

4. Have you got a brother or a sister? \_\_\_\_\_

5. Have you got a pet? \_\_\_\_\_

6. What fruits/vegetables do you like? \_\_\_\_\_

7. What can you do very well? \_\_\_\_\_

3. a)  Look at the picture for 1 minute. Make as many sentences as you can. Say what is in the picture and how many objects there are.



Example: A: *There are 3 boys in the picture.*

B: *There is one girl.*

A: *The girl has got a balloon.*

b)   Write the sentences from exercise 4a) in your notebook.

## Lesson 4


1. a)   Look at the pictures; write the words that start with the letters. Read the words.







Example: bag, ...




b)   Put the words in alphabetical order. Read the words.

Example: *bag, cat ...*

2.  Say the sound. Find the word that has the sound. Write it in your notebook and read it.

					
[ð]	[θ]	[ʃ]	[ʧ]	[k]	[ŋ]
<i>mo<u>th</u>er</i>					

3.  Say the sound. Read the words. Find the word that has the sound. Say it.

Example: a) *bed*

a) [ e ]	cat	cup	bed
b) [ æ ]	dog	rat	net
c) [ ɔ ]	bin	box	hen
d) [ i ]	pig	van	log
e) [ ʌ ]	cake	bat	nut
f) [ ei ]	lake	man	red
g) [ ai ]	kid	mice	ten
h) [ ju: ]	bike	cube	blue
i) [ əu ]	rose	cube	blue

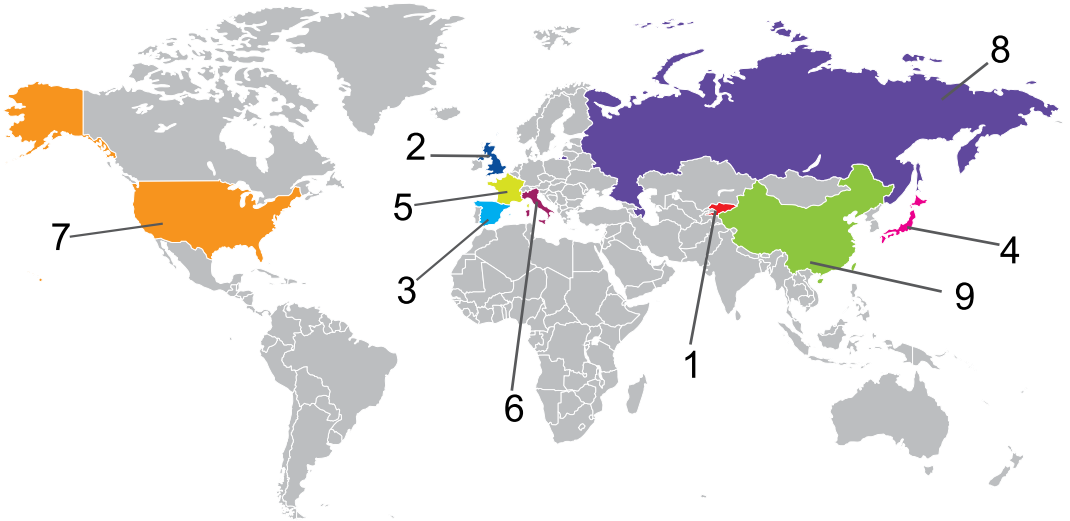
4.  In your notebook, complete the alphabet.

A ....., .. b, C c, D ....., E e, ....., G ....., H ....., I i,  
 J ....., .. k, ...l, M ....., .. n, O o, P ....., Q ....., ... r,  
 S s, T ....., U u, V ....., W ....., X x, ...y, .....

# Unit 1



## Lesson 1: Countries

1. a) Match the country with the number.



Great Britain	Kyrgyzstan	Russia
Spain	Italy	Japan
the USA	France	China

b)  Listen and point.


c)   Copy the words into your notebooks. Listen and mark the stress.

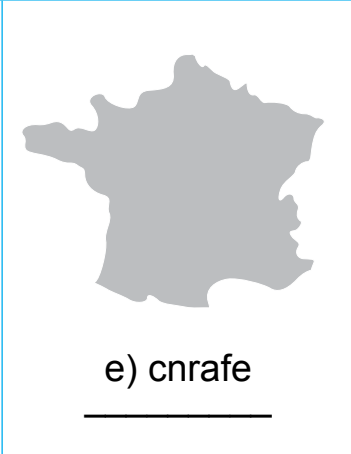
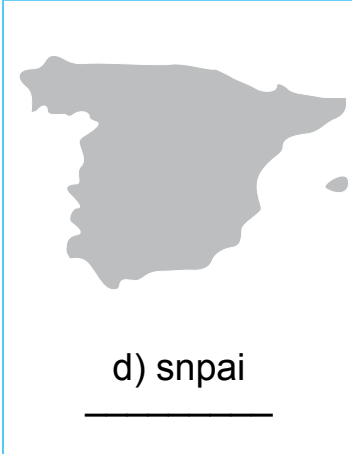
Example: *Russia*


d)  Say a number, your partner says the country.

Example: A: *What country is number 1?*





B: *Kyrgyzstan.*


2.  Look at the map. In your notebook, write the country.  
Example: a) *Kyrgyzstan*



3.  Do the quiz in pairs.

Example: *I think it's in Italy.*

<p>Where are these capital cities?</p> <ol style="list-style-type: none"> <li>1. Bishkek</li> <li>2. Paris</li> <li>3. London</li> <li>4. Tokyo</li> <li>5. Moscow</li> </ol>	<p>What country is the money from?</p> <ol style="list-style-type: none"> <li>I. the dollar</li> <li>II. the yuan</li> <li>III. the yen</li> <li>IV. the pound</li> <li>V. the rouble</li> </ol>
<p>What country is the flag from?</p> <ol style="list-style-type: none"> <li>1 </li> <li>2 </li> <li>3 </li> <li>4 </li> <li>5 </li> </ol>	<p>Where is the food from?</p> <ol style="list-style-type: none"> <li>1. sushi</li> <li>2. hamburger</li> <li>3. beshbarmak</li> <li>4. spaghetti</li> <li>5. gazpacho</li> </ol>

	China	the USA	Russia
	Kyrgyzstan	Italy	Japan
	Great Britain	France	Spain

## Lesson 2: Where are you from?

1. a)  Look at the picture. Who is the man in the picture?



b)  Read the dialogue. Check your answer.

Teacher: Hello!

Akylai: Hi!

Teacher: I'm Mr. Smart. I'm your teacher. What's your name?

Akylai: I'm Akylai.

Teacher: Nice to meet you, Akylai!

Akylai: Nice to meet you, too.

Teacher: How old are you, Akylai?

Akylai: I'm nine.

Teacher: I'm from London. London is the capital of Great Britain. Where are you from, Akylai?

Akylai: I'm from Talas. But we live in Bishkek now. Bishkek is the capital of Kyrgyzstan.


2.    Are these sentences *True* or *False*?

Example: *Mr. Smart is a vet. No. That's not true. He isn't a vet. He is a teacher.*

- |                                      |            |
|--------------------------------------|------------|
| 1. Mr. Smart is a vet.               | True/False |
| 2. He is from France.                | True/False |
| 3. Akylai is eight.                  | True/False |
| 4. Mr. Smart is from London.         | True/False |
| 5. Akylai is from Bishkek.           | True/False |
| 6. London is the capital of the USA. | True/False |

Чтобы узнать, откуда человек родом,  
используется вопрос  
*Where are you from?*

Чтобы ответить на этот вопрос,  
используется структура  
*I'm from....*

3. a)  Complete the sentences. Write them down into your notebook.



– Where are you from?  
– I'm from Japan.



– Where \_\_\_\_\_ you from?  
– I'm from \_\_\_\_\_.



– Where are \_\_\_\_\_?  
– I'm \_\_\_\_\_.



– Where \_\_\_\_\_?  
– I'm \_\_\_\_\_.



– Where \_\_\_\_\_?  
– I' \_\_\_\_\_.



– \_\_\_\_\_?  
– \_\_\_\_\_.

b)  Read the dialogues.



4. a)  Complete the dialogue.

Hello    teacher    student  
      where    from    to  
London    meet    capital    it is  
      I'm    nice



Akyl:        Hello! I'm Akyl. I'm your \_\_\_\_\_.

Teacher:    \_\_\_\_\_, Akyl. \_\_\_\_\_ Mr. Smart. I'm your \_\_\_\_\_.

Akyl:        \_\_\_\_\_ to meet you.

Teacher:    Nice \_\_\_\_\_ \_\_\_\_\_ you, too.

Akyl:        \_\_\_\_\_ are you \_\_\_\_\_?

Teacher:    I'm from \_\_\_\_\_.

Akyl:        Is London the \_\_\_\_\_ of Great Britain?

Teacher:    Yes, \_\_\_\_\_! You're smart, Akyl!

b)  Learn the dialogue by heart.



A: Where are you from?

B: I'm from China.

A: Nice to meet you!

B: Nice to meet you, too!

## Lesson 3: He is from Great Britain.

1. a)  Look at the pictures. Complete the sentences.

Example: 1. *I'm A kyl. I'm from Kyrgyzstan.*

Great Britain    France    Kyrgyzstan  
Japan    Russia    the USA



1. I am A kyl. I am from \_\_\_\_\_.



2. She is Natasha. She is from \_\_\_\_\_.



3. They are Roy and Tom. They are from \_\_\_\_\_.



4. They are Aki and Kai. They are from \_\_\_\_\_.




5. We are Emma and Tess. We are from \_\_\_\_\_.







6. He is Jack. He is from \_\_\_\_\_.

b)  Cover the sentences. Look at the pictures and say the sentences.

2.  Copy the table into your notebook. Look at exercise 1 and complete the gaps.

I	_____	We	_____
You	<u>are</u>	You	<u>are</u>
He, She, It	_____	They	_____

3. a)  Look and read. Where are they from?

Great Britain? The USA?	Spain? Italy?	Japan? China?
		
He isn't from Great Britain. He's from the USA.	She isn't from Spain. She's from Italy.	They aren't from Japan. They're from China.

b) Cover the sentences. Look at the pictures and say the sentences.

4.  Look at the pictures in exercise 1. Make more negative sentences.

Example: 1) *He isn't a girl. He isn't from Russia. He isn't 8.*

Глагол **to be** (быть, находиться) спрягается,  
то есть изменяется по лицам и числам.

<b>I am</b>	<b>We are</b>	<b>I am not</b>	<b>We are not</b>
<b>+ You are</b>	<b>You are</b>	<b>- You are not</b>	<b>You are not</b>
<b>He, She, It is</b>	<b>They are</b>	<b>He, She, It is not</b>	<b>They are not</b>

(I) **am = 'm**

(I) **am not = 'm not**

(We, You, They) **are = 're**

(We, You, They) **are not = aren't**



(He, She, It) **is = 's**

(He, She, It) **is not = isn't**

5.  In your notebook, write the correct answer.

Example: 1) a)

1. A Hello, Tom. B _____ Tom. I'm Dan.	a) I'm not b) I amn't
2. A You and Timur are from Russia, right? B _____ from Russia. We're from Kyrgyzstan.	a) We no b) We aren't
3. A London is in the USA. B _____ in the USA! It's in Great Britain.	a) It is no b) It isn't
4. A Where are Jane and Mike from? B _____ from the USA.	a) They're b) They
5. A She _____ from Japan. She's from China.	a) isn't b) is
6. He _____ 8. He isn't 9.	a)'re b)'s

6. a)   Look at the photo. In your notebook, write the correct answer.

Example: 1) *They are from the USA.*

1. They \_\_\_\_ from the USA.  
a) are      b) is
2. Homer \_\_\_\_\_ the father of the family.  
a) am      b) is
3. Marge \_\_\_\_\_ the mother of the family.  
a) are      b) is
4. Bart \_\_\_\_\_ a girl! He's a boy.  
a) is no      b) isn't
5. Lisa and Maggie \_\_\_\_\_ sisters.  
a) is      b) are
6. Maggie \_\_\_\_\_ a student. She's 2.  
a) isn't      b) is
7. The cat \_\_\_\_\_ white. It's black.  
a) aren't      b) isn't



b) **Who is who in the Simpson family? Write the names in your notebook.**

Example: 1. *Homer*




## Lesson 4: Let's read!

1.  Listen and repeat.



2.  Listen, repeat and point.

3.  Read the words.

	car	[ɑ:]
	horse	[ɔ:]
	ruler	[ə]

4.  Read the words.

[ɑ:]	 car	 arm	 star	 jar
[ɔ:]	 horse	 fork	 worm	 corn
[ə]	 ruler	 water	 paper	 teacher

5.  Listen, read and say.

Way up above the stars,  
You'll find a planet – Mars.



6.  Listen, read and say.

This is a little yellow tiger.  
He is a minivan driver.





7.  Listen, read and say.

This is a black and white stork.  
He's got a green frog on his fork.










8.  In your notebooks, write the words in the correct column.

fork	tiger	stork	paper	star	worm	ruler
Mars	teacher	arm	corn	horse	jar	car
[ə]		[ɑ:]			[ɔ:]	
					<i>fork</i>	

9.   Write the words in your notebook and match them to the pictures.

Example: *water-d)*

<u>water</u>	<u>horse</u>	<u>car</u>	<u>fork</u>	<u>arm</u>	<u>driver</u>
a)	b)	c)	d)	e)	f)
					



**ar** [ɑ:] **car**  
**or** [ɔ:] **horse**  
**er** [ə] **ruler**




# Unit 2

## Lesson 1: I'm a teacher!

1. a) Match the words to the pictures.

### JOB

a teacher, a vet, a doctor, a farmer, a seller, a driver, a builder, a manager, a police officer, a nurse, a student, a businessman/businesswoman, an actor, an actress



b)   Listen and repeat the words after the teacher.

c)  Test your partner.


Example: A: *What's number 5?*

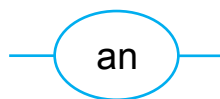
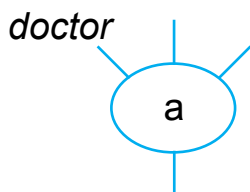
B: *It's a doctor. What's number 10? ...*



С названиями профессий всегда используется артикль  
*a* или *an*.

Если слово начинается с гласной буквы, используется  
артикль *an*.

Если слово начинается с согласной буквы, используется  
артикль *a*.

2. a)  Copy the charts into your notebook. Write the words from exercise 1 in the correct place.



b)   Copy the words into your notebook. Mark the stress. Draw pictures.

Example: *a teacher, a student, ...*

3.   In your notebook, write the letters and *a* or *an*.

Example: a) a teacher

a) \_\_ t \_ ach \_ \_

b) \_\_ d \_\_ v \_ r

c) \_\_ bu \_ in \_ ss \_ o \_ a \_

d) \_\_ act \_ e \_ \_

e) \_\_ f \_ r \_ \_ r

f) \_\_ \_ u \_ ld \_ r

j) \_\_ a \_ t \_ r







h) \_\_ \_ \_ n \_ g \_ r


i) \_\_ \_ o \_ i \_ e \_ f \_ i \_ er

j) \_\_ n \_ \_ s \_


4. a)  Match.

Example: 1 – b, ...

1.		a) His name's Bob. He's a businessman.
2.		b) My name's Ben. I'm a teacher.
3.		c) Its name's Daisy. It is an actress.
4.		d) Her name's Doris. She is a seller.
5.		e) Our names are Matt and Leo. We are farmers.
6.		f) Their names are Tom and Bill. They're police officers.


b)  Copy the table into your notebook. Look at exercise 3a) and complete the table.

I He She It	my _____ _____ _____	We They You	_____ _____ your
----------------------	-------------------------------	-------------------	------------------------

5.   Choose the correct answer.

Example: My name's Akhmet.

1.	___ name's Akhmet.	my	his	I
2.	What's _____ name?	you	your	he
3.	Are _____ from London?	he	his	you
4.	A: What's _____ job? B: She's a teacher.	her	his	your
5.	Hi! ___'m Ben Smart.	I	he	they
6.	_____ mother is a doctor.	its	we	her
7.	_____ are students.	our	they	she
8.	This is my dog. _____ name's Jack.	our	we	its

	a teacher, a vet, an actor, an actress, a doctor, a farmer, a seller, a driver, a builder, a manager, a police officer, a nurse, a student, a businessman, a businesswoman	
	I – my you – your he – his she – her it – its	we-our you-your they-their

## Lesson 2: He's my brother.



1.   Look at the family tree of the Brown family. Decide if the sentences are true.


Example: *A: Anna is David's brother.*

*B: That's false. Anna is David's sister.*

- Anna is David's brother.
- Tom has got three brothers.
- David is Kate's sister.
- Barbara and Tom have got two children.
- Norma is Kate's grandmother.
- Barbara and Tom are David's grandparents.

2. a)  Read the text. How many people are there in the Brown family?


There are some more people in my family. My mother has got a sister. Her name's Helen. Helen is my *aunt*. My aunt has got a *husband*. His name's Matt. Matt is my *uncle*. My aunt and uncle have got a *son* Peter and a *daughter* Liza. They are my *cousins*. Peter has got a *wife*. Her name's Angela.

b)  Read the text again. In your notebook, complete the sentences with the words in the box.

Example: *My father's brother is my uncle.*

husband wife aunt uncle cousin son daughter

1. My father's sister is my \_\_\_\_.
2. My father is my mother's \_\_\_\_.
3. My mother's brother is my \_\_\_\_.
4. My aunt's son is my \_\_\_\_.
5. My brother is my mother's \_\_\_\_.
6. My aunt is my grandfather's \_\_\_\_.
7. My aunt is my uncle's \_\_\_\_.

c)  Tell your partner: Do you have any cousins, aunts, uncles?

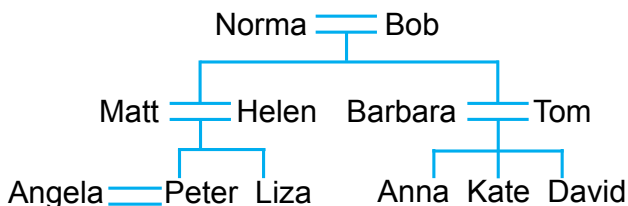
's добавляется к одушевленным существительным и обозначает принадлежность. Например, the girl's bag, Bob's friend и т. д. В предложении *Helen is my mother's sister* «mother's sister» означает «сестра моей мамы». Обратите внимание, что 's не всегда означает принадлежность.

*He's got a car = He has got a car.*

*He's a student = He is a student.*

3. a)  Look at the Brown family again. Say more sentences about the family.

Example: Anna is Kate's sister.



- |                |                  |                   |
|----------------|------------------|-------------------|
| a) Anna → Kate | e) Barbara → Tom | i) Peter → Angela |
| b) David → Tom | f) Kate → Liza   | j) David → Kate   |
| c) Tom → David | g) Norma → Helen |                   |
| d) Liza → Matt | h) Peter → Norma |                   |

b)   Write the sentences down.



This is my father's car.  
He is Kate's brother.

## Lesson 3: Meet my family.


1. a)   Talk to your partner. Discuss the questions.


1. Has Ben got a big family?
2. How many brothers and sisters has he got?
3. What's his father's job? What's his mother's job?
4. Has he got any uncles/aunts/cousins?
5. How many people are there in his family?




b)   Read the text. Check your ideas.

My name's Ben, Ben Smart. This is my family. Jim and Sally are my grandparents. My grandfather's a doctor. My grandmother's a piano teacher. My grandparents have got two children. They're Sarah and Simon. Simon is my father. He's a doctor too. My mother's a nurse. Her name's Polly. I've got a brother. His name's Jerry. Aunt Sarah is a teacher. My aunt's husband is a farmer. My aunt and uncle have got two daughters. Their names are Susan and Amanda.

c)   Read the text. In your notebook draw Ben's family tree.

2. a)  In your notebook draw your family tree and write a text about your family.

b)  Look at your picture. Tell your partner about your family.




## Lesson 4: Let's read!

1.   Listen and repeat.



2.   Listen, repeat and point.

3.  Read the words.

	bird	
	nurse	[3:]
	person	



4.  Read the words.

	 bird	 girl	 shirt	 skirt
[3:]	 nurse	 curly	 burger	 turtle
	 person	 iceberg	 perfume	

5.   Listen, read and say.

This is a big brown turtle.  
He is walking around in a circle.



6.   Listen, read and say.


This is a little girl – Shirley.  
Her hair is long and curly.





7.   Listen, read and say.


This is a funny fat person.  
His favourite colour is purple









8.  Find the words that rhyme, write them down and read them aloud.


Example: *car-star*

 <u>car</u>	 <u>shirt</u>	 <u>fork</u>	 <u>arm</u>	 <u>purple</u>
 <u>skirt</u>	 <u>star</u>	 <u>farm</u>	 <u>turtle</u>	 <u>stork</u>

9.  Write the words in your notebook and match them to the pictures.

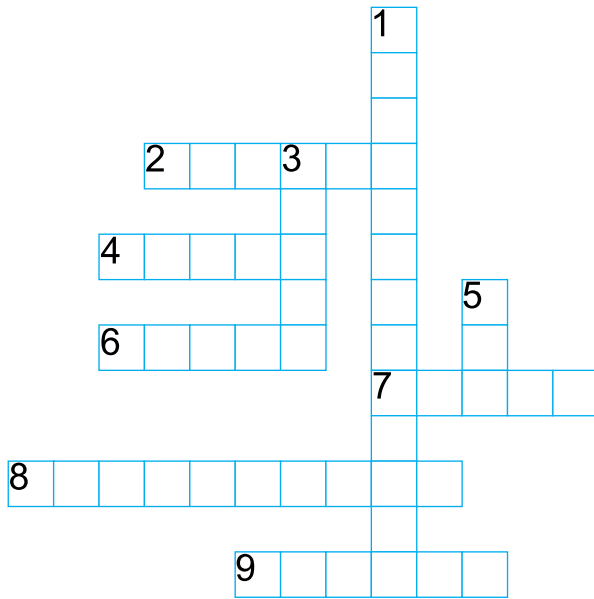
Example: *iceberg-e)*

iceberg	girl	burger	perfume	bird	nurse
a) 	b) 	c) 	d) 	e) 	f) 

	<u>ir</u> <u>ur</u> <u>er</u>	[3:]	<u>bird</u> <u>nurse</u> <u>person</u>
---	-------------------------------------	------	--

# Stop and check 1-2

1.  Guess the countries. Do the crossword.



Across

2



4



6



7



8



9



Down 1




3







5



2.  Write the countries in the correct column. Then read the words.

China	France	Italy	Japan
Kyrgyzstan	Spain	Russia	

a) 	b) 	c) 	d) 
	China		

3.  Find 10 jobs and write them in your notebook.

1. 	U	W	H	Q	K	L	U	N	U	R	S	E	M	Y	N
	K	G	J	C	I	L	O	T	X	S	H	M	F	M	P
	G	O	U	V	O	M	G	P	W	R	V	A	D	Z	M
2. 	T	Q	F	K	B	Y	L	I	D	P	C	N	E	B	U
	Q	T	H	B	K	G	S	E	V	A	R	A	L	E	D
	Q	S	H	U	J	K	U	I	X	K	Y	G	O	H	M
3. 	H	E	B	S	Z	P	B	I	B	Z	E	E	O	Q	D
	F	K	H	I	C	K	K	C	P	U	Z	R	B	I	O
	A	I	X	N	E	N	H	G	H	J	I	C	L	N	C
4. 	R	W	S	E	L	L	E	R	P	Z	E	L	R	V	T
	M	H	K	S	L	Y	Z	F	O	J	M	L	D	W	O
	E	Y	X	S	V	V	K	E	T	E	A	C	H	E	R
5. 	R	Y	C	M	E	F	T	Z	C	H	Q	Q	W	T	R
	P	M	V	A	T	A	C	T	O	R	U	G	O	C	D
	O	S	X	N	H	X	W	C	Z	Q	A	I	I	P	P
6. 															
7. 															
8. 															
9. 															
10. 															

4. a)  Complete the sentences with *her* or *she*.

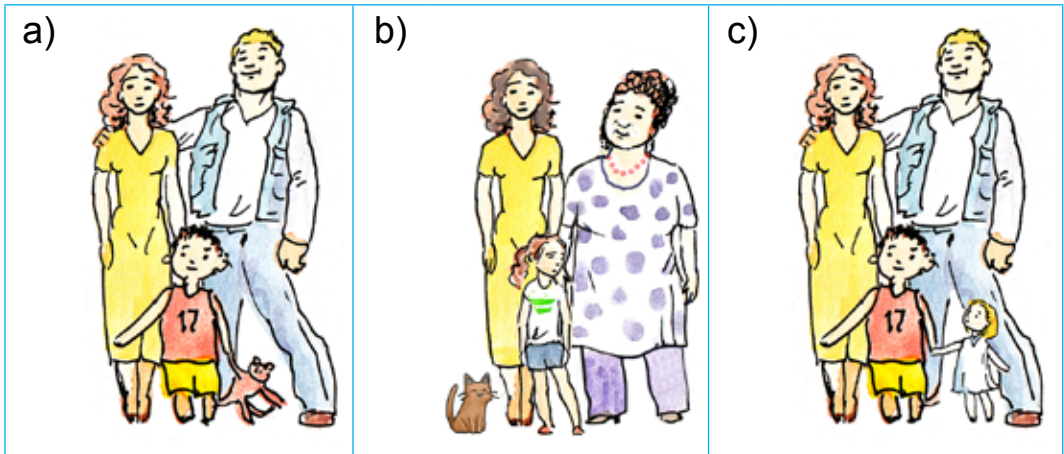
1. \_\_\_\_\_ name is Akylai.
2. \_\_\_\_\_ is a student.
3. \_\_\_\_\_ is from Kyrgyzstan.
4. \_\_\_\_\_ mother's a vet.
5. \_\_\_\_\_'s got a sister.

b)  Complete the sentences with *his* or *he*.

1. \_\_\_\_\_ is Ben Smart.
2. \_\_\_\_\_ is from Great Britain.
3. \_\_\_\_\_ isn't a student, \_\_\_\_\_'s a teacher.
4. \_\_\_\_\_ family is big.
5. \_\_\_\_\_ mother's name is Polly.

5. a)  Complete the texts with *my*, *his*, *her*, *our*, *its* and *their*.

b)  Match the texts to the pictures.




1. I'm the boy in this picture. \_\_\_\_\_ name is Nick.  
\_\_\_\_\_ mother is Helen and \_\_\_\_\_ father is Bob. I'm  
\_\_\_\_\_ son.

2. I'm the boy in this picture. \_\_\_\_\_ name is Mike. The little girl is \_\_\_\_\_ sister. \_\_\_\_\_ name is Kathy. This is \_\_\_\_\_ mother. \_\_\_\_\_ name is Sarah. And this is \_\_\_\_\_ father. \_\_\_\_\_ name is John. \_\_\_\_\_ family name is Evans – Sarah Evans, John Evans, Kathy Evans, and Mike Evans.

3. I'm the girl in this picture. The old woman in the picture is \_\_\_\_\_ grandmother. \_\_\_\_\_ name is Jane. \_\_\_\_\_ daughter is my mother. \_\_\_\_\_ name is Linda. And this is \_\_\_\_\_ cat. \_\_\_\_\_ name's Luna.

6.  Look at the Simpson's family tree. Answer the questions in your notebook.

Example: *Who is Lisa to Maggie? Lisa is Maggie's sister.*



1. Who is Homer to Bart?
2. Who is Mona to Lisa?
3. Who is Abraham to Maggie?
4. Who is Bart to Lisa?
5. Who is Homer to Mona?
6. Who is Marge to Clancy?
7. Who is Ling to Lisa?
8. Who is Patty to Bart?
9. Who is Homer to Ling?
10. Who is Mona to Abraham?
11. Who is Clancy to Jackie?

7. a)  In your notebook, put the words in order.

Example: 1. *What is your name?*

1. is / your / What / name ?
2. family / is / your / What / name?
3. spell / you / do / family / How / your / name?
4. are / Where / from / you?

5. your / What / job / is?
6. phone / your / is / number / What?
7. old / are / How / you?

b)  Match the questions in 7a) with answers.




Example: 1g)

- a) S-M-A-R-T
- b) I'm a teacher.
- c) 21.
- d) I'm from Great Britain.
- e) Smart.
- f) 245-876
- g) Ben.

8.  Odd one out. Which word in each line has a different vowel?

Example: a) *fork*

a)	arm	star	jar	fork
b)	teacher	person	water	paper
c)	bird	nurse	horse	perfume
d)	corn	Mars	jar	car
e)	tiger	person	perfume	iceberg

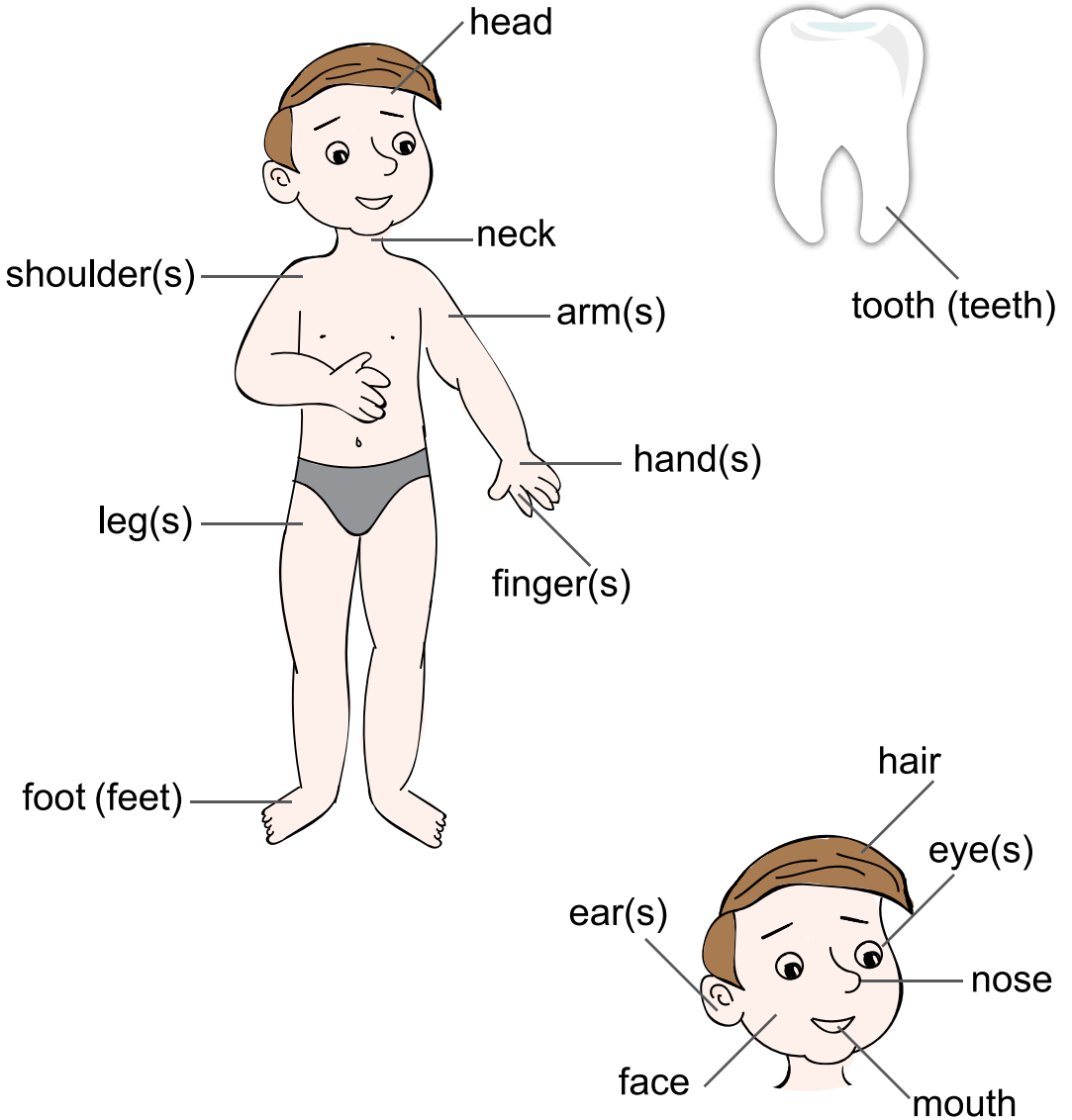
9.    Put the words in the correct column in the table. Read them aloud.

fork tiger girl stork paper star worm ruler skirt purple burger iceberg shirt turtle nurse perfume Mars teacher arm corn horse jar car			
[ɑ:]	[ɔ:]	[ə]	[ɜ:]

# Unit 3

## Lesson 1: Parts of the body

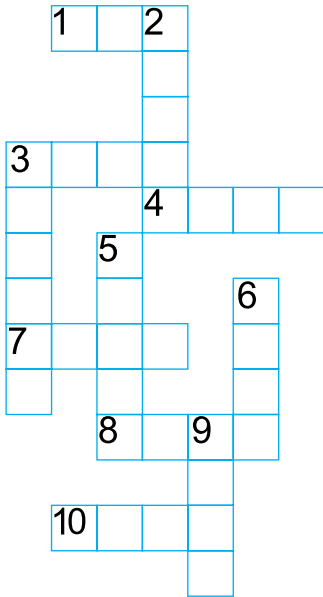
1. a)  Listen, repeat and point.



b)  Point to a part of the body. Your partner will name it.



2.  In your notebook, do the crossword.



Across

1. a \_ \_



3. f \_ \_ t



4. h \_ i \_



7. e \_ \_ s



8. h \_ \_ d



10. e \_ r \_



Down

2. m \_ \_ t \_



3. f \_ \_ g \_ r



5. t \_ \_ th



6. h \_ \_ d



9. n \_ s \_



3.  In your notebook, complete the sentences.

Example: 1. There are five fingers in my hand.

1. There are five fingers in my \_\_\_\_\_.
2. I can smell with my \_\_\_\_\_.
3. I can hear with my \_\_\_\_\_.
4. I can see with \_\_\_\_\_.
5. I can speak with my \_\_\_\_\_.
6. I kick a ball with my \_\_\_\_\_.

4. a)  Listen to the teacher. What parts of the body are there in the song?

b)  Listen to the song. Point to the right part of the body.

c)  Sing the song and point to the right part of the body.

Head and shoulders, knees and toes,  
Knees and toes.

Head and shoulders, knees and toes,  
Knees and toes.

And eyes, and ears, and mouth, and nose.


Head and shoulders, knees and toes,  
Knees and toes.



face, hair, nose, eyes, ears, mouth, hands,  
neck, toes, finger, arm, shoulders, leg,  
knee, tooth/teeth, foot/feet,

## Lesson 2: Appearance

1. a)   Look, listen and repeat.

 slim	 beautiful	 handsome	 sporty
 fat	 tall	 short	 ugly

b) )) Cover the words. Point and say.

2. )) Choose the correct answer.

Example: A: *Are they slim?*

B: *No, they aren't.*

1.



Are they slim?

Yes, they are.

No, they aren't.

2.



Is she fat?

Yes, she is.

No, she isn't

3.



Is it beautiful?

Yes, it is.

No, it isn't.

4.



Is he tall?

Yes, he is.

No, he isn't.

5.



Are we beautiful? Yes, you are. No, you aren't.

6.

?


Are you sporty?

Yes, I am.

No, I am not.


3. a)  Read the description and find who it is.

Example: 1 – *John*,



1.	His eyes are black, his hair is short. His nose is big. He is handsome.	<u>John</u>
2.	Her hair is short. Her eyes are green. She is short and fat. She is beautiful.	_____
3.	His hair is short and red. His eyes are blue. He is handsome. He is athletic.	_____
4.	She is slim and beautiful. Her hair is long and her eyes are big. Her eyes are blue and her hair is black. She's got beautiful white teeth.	_____
5.	She is slim and beautiful. Her hair is short. She's got big brown eyes.	_____


b)   Describe the other 3 people.



slim, beautiful,  
handsome, fat, tall,  
short, sporty

## Lesson 3: Look at me!

1. a)  Read and match.

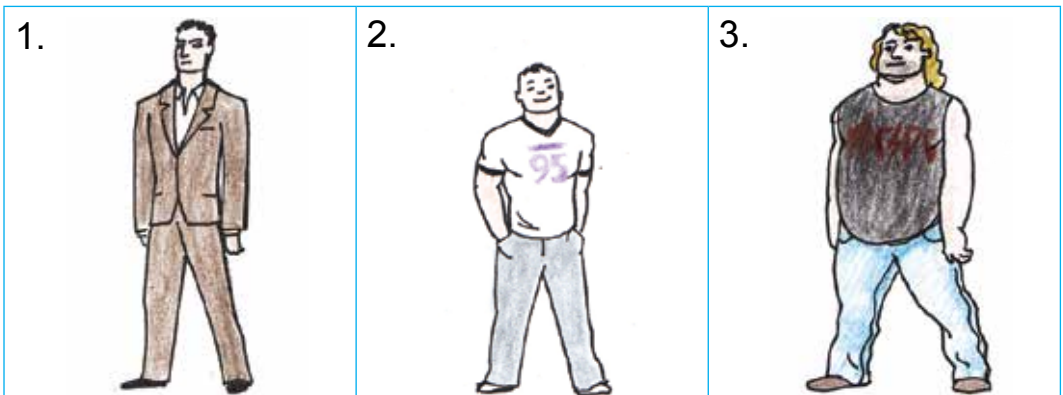



a) She is a short slim woman with short hair and blue eyes. Her mouth is big. She is beautiful. I think she is a doctor.

b) She is a tall fat woman with long hair and blue eyes. She has got a big nose and a big mouth. She is ugly. I think she is an actress.

c) She is a tall sporty woman with long hair and blue eyes. Her nose is big. She is beautiful. I think she is a businesswoman.

b)  Choose one of the pictures and describe it in your notebook.



c)  Describe the picture, your partner will guess it.

2.  Ask questions and find the picture.

Example:

A: Is it a woman?

B: Yes, it is.

C: Is she slim?

B: No, she isn't.

A: Is she tall?

B: Yes, she is.

C: Is she beautiful?

B: Yes, she is.

A: Is her hair long?

B: Yes, it is.










C: Are her eyes blue?



B: No, they aren't.

A: Are her eyes black?


B: Yes, they are.

A: Is it picture number...


1. 	2. 	3. 
4. 	5. 	6. 
7. 	8. 	9. 

3.   Complete the sentences with the right form of the verb to be.

Example: *This is my school.*




1 I \_\_\_\_ at school today. All students 2 \_\_\_\_ at school today. Our classroom 3 \_\_\_\_ big and nice. There 4 \_\_\_\_ five desks and ten chairs. There 5 \_\_\_\_ a white door and there 6 \_\_\_\_ two windows. The windows 7 \_\_\_\_ white too. There 8 \_\_\_\_ 5 boys in the classroom. The teacher 9 \_\_\_\_ near the blackboard. His name 10 \_\_\_\_ Ben Smart.

	questions	short answers	
	he	Yes, he is.	No, he isn't.
	Is she tall?	Yes, she is.	No, she isn't.
	it	Yes, it is.	No, it isn't.
	you	Yes, I am.	No, I am not.
	Are we tall?	Yes, we are.	No, we aren't.
	they	Yes, you are.	No, you aren't.
		Yes, they are.	No, they aren't.











## Lesson 4: Let's read!

1.  Listen and repeat.



2.  Listen, repeat and point.

3.  Read the words.

 <b>k</b> <u>n</u> ee	 <b>k</b> <u>n</u> ife	 <b>k</b> <u>n</u> it	 <b>k</b> <u>n</u> ow
 <b>w</b> <u>r</u> ist	 <b>w</b> <u>r</u> ite	 <b>w</b> <u>r</u> ong	 <b>w</b> <u>r</u> iter

4.  Listen, read and say.




a) Wendy's wrist hurts when she writes the wrong answer.



b) I got on my knees to reach the knife.




5.   Write the words in the right column in the table. Read them aloud.

	
<b>kn</b>	<b>wr</b>
<i>knee</i>	

6.   Read and write the letters *kn* and *wr*.

Mary is a \_\_iter. She \_\_ites books for children. In her free time she \_\_its and rides a bike. She often falls and hurts her \_\_ee and \_\_ist. She can't walk, she can't \_\_it and she can't \_\_ite. She does not \_\_ow what's \_\_ong with the bike.





**kn** – knee


**wr** – wrist

# Unit 4

## Lesson 1: 11... 100

1. a)  Listen, repeat and point.

<b>11</b> eleven	<b>12</b> twelve	<b>13</b> thirteen	<b>14</b> fourteen	<b>15</b> fifteen
<b>16</b> sixteen	<b>17</b> seventeen	<b>18</b> eighteen	<b>19</b> nineteen	<b>20</b> twenty.

b)  Read the numbers aloud. Your partner will write them. Then switch. Your partner will read the numbers aloud. You will write them.

c)  What number goes between?

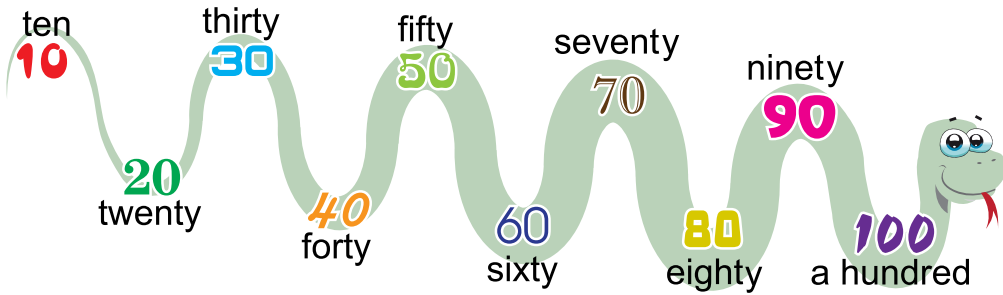
Example: 1. *ten, eleven, twelve.*



- |                 |                |                |
|-----------------|----------------|----------------|
| 1) 10, ..., 12  | 2) 12, ..., 14 | 3) 19, ..., 21 |
| 4) 16, ..., 18  | 5) 11, ..., 13 | 6) 13, ..., 15 |
| 7) 15, ..., 17  | 8) 18, ..., 20 | 9) 17, ..., 19 |
| 10) 14, ..., 16 |                |                |

2.  Unscramble the words.

- |                    |                    |
|--------------------|--------------------|
| 1) leeevn _____    | 2) tewlev _____    |
| 3) feifetn _____   | 4) ietnenn _____   |
| 5) vseeenten _____ | 6) xsitnee _____   |
| 7) ttenwy _____    | 8) hteirtne _____  |
| 9) ouertfen _____  | 10) egihtene _____ |

3. a)   Listen, repeat and point.




b)   Read the numbers aloud. Your partner will write them. Then switch. Your partner will read the numbers aloud. You will write them.

4.   Find 9 numbers.

R	A	Q	U	T	C	C	S	E	V	E	N	T	Y	L	
W	A	R	R	A	J	L	L	Q	J	E	H	O	C	C	
F	I	X	J	Q	M	F	E	Z	G	I	S	A	B	O	20
Q	A	W	Q	S	Q	F	G	U	M	G	I	Q	R	U	30
P	N	U	G	C	G	U	B	I	E	H	A	D	Z	I	40
S	Z	L	F	H	K	G	S	I	X	T	Y	N	C	K	
M	C	J	J	A	T	D	I	X	N	Y	T	S	V	M	50
D	G	B	R	W	N	I	D	L	F	N	R	S	K	Q	60
O	P	W	R	I	I	H	O	G	E	I	T	Z	Z	N	70
J	P	E	T	J	W	V	A	Z	U	N	W	F	B	H	
B	P	N	H	U	N	D	R	E	D	E	E	D	F	B	80
E	I	O	I	E	D	I	H	G	V	T	N	E	I	A	90
S	B	A	R	Z	K	M	M	O	K	Y	T	F	F	Z	
N	I	X	T	C	N	E	Z	Q	V	E	Y	O	T	R	100
C	J	U	Y	C	F	O	R	T	Y	N	Q	N	Y	V	

5.   Read and recite.

10, 20, 30, 40, 50, 60, 70, 80, 90, 100  
That's how we count by tens!  
Can you count from 10 to 100?  
Yes, I can! Yes, I can!  
10, 20, 30, 40, 50, 60, 70, 80, 90, 100  
That's how we count by tens!

6.  Write the numbers. Mark the stress.  
Example: *thirteen, thirty,...*

13 70 16 60 19 14 30  
90 18 17 20 50  
80 15 100 40

7.   Match.

Example: –  one hundred.

one hundred  
thirty-one  
ninety-eight  
fifty-two  
sixty-six



















twenty-four  
forty-five  
seventy-three  
eighty-two  
fifty-seven




eleven, twelve, thirteen, fourteen, fifteen, sixteen, seventeen, eighteen, nineteen, twenty, thirty, forty, fifty, sixty, seventy, eighty, ninety, one hundred

## Lesson 2: Groceries

1. a)  Look, listen and repeat.

 oil	 butter	 meat	 eggs
 tea	 sugar	 sweets	 biscuits
 juice	 bread	 cheese	 salt
 milk	 sausages	 noodles	 rice

b)  Point and say.

c)  Copy the table in your notebook, complete it.

Food	Drink
oil, ... ..	... ..

d)  Mark the stress.

Example: *biscuits*, ...

2.  Answer the questions.

1. What food or drinks do you like?
2. What food or drinks do you dislike?
3. What food or drinks do you keep in the fridge?
4. What food or drinks are popular in Kyrgyzstan?
5. What food or drinks are popular in your family?
6. What food or drinks do you have for breakfast/lunch/dinner?

3. a)  Look at the picture. What has Ben got? Why?



b)  Copy the table in your notebooks, complete it.

Uncountable	Countable
oil, meat, ...,	sweets, ...,

В английском языке все существительные можно разделить на те, что можно посчитать (countable – исчисляемые) и те, что нельзя посчитать (uncountable – неисчисляемые). Чтобы узнать количество исчисляемых предметов, задается вопрос *How many....*

Например: *How many sweets are there on the table?*

Чтобы узнать количество неисчисляемых предметов, задается вопрос *How much....*

Например: *How much oil have we got?*

4.   Write the word and choose *much* or *many*.

Example: 1. *tea – much*, 2. *butter – ...*,

1. 	<i>much</i>	<i>many</i>	8. 	<i>much</i>	<i>many</i>
2. 	<i>much</i>	<i>many</i>	9. 	<i>much</i>	<i>many</i>
3. 	<i>much</i>	<i>many</i>	10. 	<i>much</i>	<i>many</i>
4. 	<i>much</i>	<i>many</i>	11. 	<i>much</i>	<i>many</i>
5. 	<i>much</i>	<i>many</i>	12. 	<i>much</i>	<i>many</i>
6. 	<i>much</i>	<i>many</i>	13. 	<i>much</i>	<i>many</i>
7. 	<i>much</i>	<i>many</i>	14. 	<i>much</i>	<i>many</i>







butter, oil, rice, noodles, sausages, bread, juice, milk, tea, cheese, sweets, biscuits, eggs, meat, salt, sugar

**How many sweets are there on the table?**  
**How much oil have we got?**


## Lesson 3: May I help you?

1. a)   Read the dialogues. Complete the gaps.

Two litres of milk, please. Have a nice day! Anything else?  
How much is it? Here you are.







b) Practice the dialogues.

2. a) Read the dialogue. What does Ben buy? How much does he pay?









Seller: Hello! May I help you?  
 Ben: Hi! Some bread and cheese, please.  
 Seller: How much cheese would you like?  
 Ben: One hundred grams, please.  
 Seller: Here you are. Anything else?  
 Ben: Yes, some sausages, please.  
 Seller: How many sausages would you like?  
 Ben: Five sausages, please.  
 Seller: Anything else?  
 Ben: No, thanks. How much is it?  
 Seller: That's 99 soms.  
 Ben: Here you are. Thank you! Goodbye.  
 Seller: Have a nice day!

b)  Work in pairs. Read the dialogue.



3.  Match.

Example: 1d) *a loaf of bread*

1.		a loaf (loaves)	a) milk, juice
2.		a gram (grams)	b) milk, juice, water
3.		a kilo (kilos)	c) sweets, biscuits, sugar
4.		a packet (packets)	d) bread
5.		a litre (litres)	e) tea, biscuits
6.		a carton (cartons)	f) sweets, biscuits, sugar

4. a)  Work in pairs. Make a dialogue.

b)  Act it out.

5.   Who says these lines: Akyl or the seller? Put the lines in order to make a dialogue.

- a) How much juice would you like?
- b) Five.
- c) Hello! May I help you?
- d) One carton, please.
- e) Yes, eggs, please.
- f) That's 50 soms.
- g) How many eggs would you like?
- h) Have a nice day!
- i) No, thanks. How much is it?
- j) Here you are. Anything else?
- k) Here you are. Thank you!  
Goodbye.
- l) Anything else?
- m) Hi! Orange juice, please.



Example: *Seller: Hello! May I help you?*  
*Akyl: .....*



a loaf / loaves  
a gram / grams  
a kilo / kilos  
a packet / packets  
a litre / litres  
a carton /cartons



# Lesson 4: Let's read!

1.   Listen and repeat.






2.   Listen, repeat and point.

3.  Read the words.


	mouse	[au]
	cow	

4.  Read the words.

[au]						
						
	mouse	house	cloud	round	ground	sound
	cow	clown	down	town	tower	crown

5.  Listen, read and say.

The round moon is above the house.  
 The clouds are silver and white. Look there,  
 on the ground. It's a little grey mouse.  
 Hush! Don't make a sound!





6.  Listen, read and say.

A cow walks round the tower.  
 She stops and eats a flower.  
 A clown with a crown  
 sits down in the town  
 and talks to the cow with the flower.










7.  Write the words in the right column in the table. Read them aloud.

    			
			
OW		OU	


8.   Write the words in your notebook and match them to the pictures.

Example: *round – f)*

<u>round</u>	<u>cow</u>	<u>sound</u>	<u>clown</u>	<u>cloud</u>	<u>down</u>
a) 	b) 	c) 	d) 	e) 	f) 

	<b>ou</b> <b>ow</b>	[au]	<b>m</b> ouse <b>c</b> ow
---	------------------------	------	------------------------------

### Stop and check 3–4

1.  Complete parts of the body with letters and write *a* or *an*.  
Example: a) an eye, ...

a) \_\_ e\_e

b) \_\_ \_nee

c) \_\_ h\_ad

d) \_\_ f\_\_e

e) \_\_ \_o\_e

f) \_\_ f\_\_t

g) \_\_ e\_r

h) \_\_ s\_o\_l\_er

i) \_\_ n\_\_k

j) \_\_ \_ou t\_

k) \_\_ \_in\_e\_








l) \_\_ a\_\_

m) \_\_ l\_g

n) \_\_ \_oe

2.  Look at the picture. Complete the sentences.

Example: 1. This is my head.

1. This is my _____.		5. This is my _____.	
2. This is his _____.		6. These are my _____.	
3. These are my _____.		7. This is my _____.	
4. These are his _____.			

3.  Read the text. Who am I?

Hello! My name's Larry.

This is my hand



and this is my finger.



This is my arm



and this is my leg.



This is my neck



and this is my nose.



This is my eye



and this is my tooth.



This is my mouth



and this is my face.



Who am I?



4.  Spell the number.

Example: 1. *eighty seven*, 2. ....


- |              |             |             |
|--------------|-------------|-------------|
| 1. 87 _____  | 2. 90 _____ | 3. 63 _____ |
| 4. 13 _____  | 5. 22 _____ | 6. 40 _____ |
| 7. 34 _____  | 8. 72 _____ | 9. 55 _____ |
| 10. 12 _____ |             |             |

5. a)  Find 10 more mistakes in the dialogue.

Example: ~~May you help I?~~ May I help you?


- Seller: Hello! May I help you?  
Ben: Bye! Some bread and cheese, please.  
Seller: How many cheese would you like?  
Ben: One hundred grams, please.  
Seller: You are here. Anithyng else?  
Ben: No, some sausages, please.  
Seller: How much sausages would you like?  
Ben: Five sausages, please.  
Seller: Anything else?  
Ben: No. How much it is?  
Seller: That's 99 soms.  
Ben: Here you are. Thank you! Hello.  
Seller: Have a day!

b)  Practice the dialogue.


6. a)  Can you cook *Fish and potato pie? Pizza? Spaghetti? What ingredients do you need to make these dishes?*





b)  Read and check your ideas.



c)  Look at what Akyl, Akylai and Ben have got at home. Who can cook *Fish and potato pie*? *Pizza*? *Spaghetti*?

Akyl	Akylai	Ben
fish, milk, eggs, an onion, noodles, carrots, cheese, flour	flour, sausages, tomatoes, cheese, peppers, potatoes	onions, peppers, tomatoes, meat, flour, milk, butter, cheese

d)  Work in groups of three. Help them get all the ingredients for their dishes. Make a dialogue, act it out.

Example:

Ben: Akyl, Akylai, I want to make spaghetti, but I haven't got any noodles. Have you got any?

Akylai: No, I haven't. Sorry, Ben.

Akyl: I have got noodles, Ben!

Ben: May I have some, please?

Akyl: Here you are.

Ben: Thank you!

7. a)  Read Ben's e-mail to his parents. What does he like/dislike about Kyrgyzstan?



*Dear Parents and Jerry,  
How are you? I hope you're well.*

*I am finally in Bishkek. I live with my student's family. His name is Akyl. He's 10. His family is big. He's got a mother, a father, a sister and a brother. He's got two grandfathers and two grandmothers. They are all very nice and friendly.*

*I'm an English teacher at school. My students are very smart. They're 9 and 10. They like English and my lessons. I tell them about Great Britain and they ask me a lot of questions.*




*Bishkek is a nice city. It's not very big, but there are a lot of trees and flowers. I like it, but it can be very hot in summer. The food here is great, but Kyrgyz people eat a lot of bread! You know, I dislike bread. Fruit and vegetables are especially good in Kyrgyzstan. I like them all!*









*Bye for now.  
Love,  
Ben.*




b) Read the e-mail again. Are these sentences true?


*Example: Ben's letter is to his grandmother. False. It's to his parents and brother.*


1. There are eight people in Akyl's family.
2. Ben lives with Akyl's family.
3. Ben's students are 10.
4. Ben likes the weather in Bishkek.
5. Ben thinks Bishkek is a green city.

8.    Write and match. Read the words.  
Example: *brown e)*

		ou	ow	
a.		br __ n	b.	
c.		c __	d.	
e.		cl __ d	f.	
g.		cl __ n	h.	
		h __ se		
		m __ th		
		m __ se		
		t __ n		

9.    Complete the sentences. Use words with *kn* and *wr* and guess the secret word. Read the sentences.



<p>a) I cut fruit with a _____.</p> <p>b) These are my _____.</p> <p>c) This word is _____.</p> <p>d) I _____ my name with a pen.</p>	<p>Secret word</p> <p>A1, B2, C3, D4</p> <p>_____</p>	
---	---	---

# Unit 5

## Lesson 1: Do you like ... ?



1. a)  Read the dialogue. Find what food Ben likes for breakfast.

Mother: It's time for breakfast boys!

Akyl: Do you like meat for breakfast, Ben?

Ben: No, I don't.

Akyl: Do you like sausages?

Ben: No, I don't.

Akyl: Do you like eggs?

Ben: Yes, I do.


Akyl: Do you like bananas?

Ben: No, I don't.

Akyl: Do you like apples?

Ben: Yes, I do.

b)  Practice the dialogue.

2. a)  Complete the questions and answers.

Example: *Do you like apples? Yes, I do. No, I don't.*

1. Do you like sweets?	Yes, I do.	No, I don't.
2. ____ you like biscuits?	Yes, I ____.	No, I ____.
3. ____ you ____ cheese?	Yes, I ____.	No, I ____.
4. _____ butter?	Yes, ____.	No, ____.
5. _____ juice?	Yes, ____.	No, ____.
6. _____ milk?	Yes, ____.	No, ____.
7. _____ vegetables?	Yes, ____.	No, ____.

b)  Work in pairs. Ask and answer the questions in Exercise 2 a).

Example: A: *Do you like apples, Aibek?*

B: *No, I don't.*

c)  Ask six more questions.

Example: A: *Do you like Ben 10, Aibek?*

B: *Yes, I do.*



3. a)  Write the words in the correct order to make questions.

Example: *Do you like potatoes?*

1. like / potatoes / you/ do / ? \_\_\_\_\_
2. green / you / like / do / apples /? \_\_\_\_\_
3. like / do / black / you / ? / tea \_\_\_\_\_
4. you / ? / like / do / biscuits \_\_\_\_\_
5. like / ? / you / cucumbers / do/ \_\_\_\_\_
6. carrots / ? / do / like / you \_\_\_\_\_
7. like / you / do / juice / orange /? \_\_\_\_\_
8. goat / like / cheese / ? / do / you \_\_\_\_\_

b)   Answer the questions in Exercise 3a).

Example: *No, I don't.*

4.   Rewrite these sentences. Make them negative (-) or questions (?).

Example: I like dolls. (?) Do you like dolls?

1. I like grapes. (-)
2. I like cabbage. (?)
3. I like music. (-)
4. I like flowers. (-)
5. I like cats. (?)
6. I like books. (-)
7. I like red. (?)

I like apples.  
I don't like bananas.  
(don't = do not)



Do you like vegetables?  
Yes, I do.  
No, I don't.


## Lesson 2: I like red apples.

1. a)  Combine adjectives and nouns.

Russian Kyrgyz beautiful new old red big black and white interesting friendly films food girls music shops books cars
---

b)  Write two lists.

I like ...	I don't like ...
Kyrgyz food	black and white films
Russian films	big cars
...	...

c)  Compare your ideas with a partner.

Example: A: *I like big cars.*

B: *Really? I don't like big cars. I like small cars.*

2.  Complete the dialogue with the words in the box.

And do food I like Yes you flowers

Boy: Do you \_\_\_\_\_ Kyrgyz \_\_\_\_\_?

Girl: \_\_\_\_\_, I do. Do you?

Boy: Yes, I \_\_\_\_\_. And do \_\_\_\_\_ like \_\_\_\_\_?

Girl: Yes, \_\_\_\_\_ do.

Boy: \_\_\_\_\_ do you like me?

Girl: What?!

3.  Choose the correct sentence.

Example: 1. *I don't like black tea.*

1. a) I no like black tea.  
b) I don't like black tea.
2. a) I like Kyrgyz music.  
b) I like music Kyrgyz.
3. a) You like bananas?  
b) Do you like bananas?
4. a) Do you like red apples? No, I don't  
b) Do you like red apples? Yes, I don't.
5. a) Do you like red apples? No, I do.  
b) Do you like red apples? Yes, I do.
6. a) I like apple pie.  
b) I apple pie.
7. a) I don't milk.  
b) I don't like milk.

4. a)   Find 11 adjectives.

Example: *friendly, ...*

friendlyKyrgyznewredRussianblackwhitebeautifuloldbiginteresting

b)   Use adjectives from Exercise 4 a). Write sentences.  
Example: *I like friendly dogs.*





1. 		5. 	
2. 		6. 	
3. 		7. 	
4. 		8. 	



Kyrgyz Russian beautiful new old red  
big black and white interesting friendly

### Lesson 3: I live in a house.


1.  Complete the sentences with *have, eat, speak, drink, like, live*.

a) I <u>live</u>		
	in a house.	in a flat.
b) I _____		
	one brother	a cat.



c) I _____	My name's John.	Менин атым Акыл
	English.	Kyrgyz.
d) I _____		
	fish.	meat.
e) I _____		
	tea.	coffee.
f) I _____		
	films.	football.

2.  Listen, check and repeat.

3.  Write 5 sentences about you. Use the phrases in the box.  
Example: *I live in a village. I like vegetables.*

Kyrgyzstan   vegetables   a town   a city   a village   fruit  
two sisters   books   computer games   milk   a dog  
many friends   Russian   Uzbek   a horse   juice

4.  Complete the answers.

- |                                |                    |                      |
|--------------------------------|--------------------|----------------------|
| a. Do you speak English?       | Yes, I <u>do</u> . | No, I <u>don't</u> . |
| b. Do you live in a town?      | Yes, I _____.      | No, I _____.         |
| c. Do you eat meat?            | Yes, _____.        | No, _____.           |
| d. Do you have sisters?        | Yes, _____.        | No, _____.           |
| e. Do you drink coffee?        | Yes, _____.        | No, _____.           |
| f. Do you like computer games? | Yes, _____.        | No, _____.           |

5.  Work with a partner. Ask and answer the questions in Exercise 4.

6.  Put the words in the correct order.

Example: a) *What music do you like?*

- a) you / music / do/ What / like?
- b) live / you / Where / do?
- c) languages / you / speak / What / do?
- d) like / What / food / you / do?
- e) pets / do / What / have / you?
- f) like / What / drinks / you / do?

**Where?**

In a shop. At school.


**What?**

A cat. A pen.

**Who?**

A girl. A boy.

7.  Work with a partner. Ask and answer the questions in Exercise 6.

8. a)   Write the sentences in the negative.

Example: a) *I don't speak English.*

- a) I speak English.
- b) I drink coffee.
- c) I have a dog.
- d) I live in a city.
- e) I eat meat.
- f) I like English music.

b)  Which sentences are true for you?

9. a)   Complete the questions with *What*, *Where* or *Who*.

Example: a) *What food do you like?*

- a) \_\_\_\_\_ food do you like?
- b) \_\_\_\_\_ do you live?
- c) \_\_\_\_\_ languages do you speak?
- d) \_\_\_\_\_ music do you like?
- e) \_\_\_\_\_'s your favourite singer?

b)  Work with a partner. Ask and answer the questions.

	Where? What? Who?			
	I You	(don't)	have drink like live speak eat	a dog. tea. films. in a flat. English. fish.



## Lesson 4: Let's read!

1.   Listen and repeat.



2.   Listen, repeat and point.

3.  Read the words.

c [k]	 <u>c</u> ar	 <u>c</u> oat	 <u>c</u> up	 do <u>c</u> tor	 mus <u>c</u>
c [s]	 <u>i</u> ce	 <u>c</u> ity	 b <u>i</u> cycle		

4.  Which words have the same sound?

Example: a) *city* – *ice*

a) city	cup	ice
b) cake	city	music
c) car	coat	city
d) ice	face	cucumber
e) doctor	cousin	rice

5.   Listen, read and say.



Good morning, Cathy Cook,  
 Make something good for me!  
 There are a lot of yummy things  
 That start with letter C.

Cookies,



candies,



cakes,



and coffee.



Carrots,





corn,













and Coke.



These are all my favourite things  
 That start with letter C.

6.   Write the words in the correct column in the table. Read them aloud.

				
				
c [k]		c [s]		

	<p>[k]</p> <p><u>c</u>ar</p> <p><u>c</u>up</p> <p><u>c</u>oat</p> <p>do<u>c</u>tor</p> <p>music<u>c</u></p>	c	<p>[s]</p> <p>ic<u>e</u></p> <p><u>c</u>ity</p> <p>bic<u>y</u>cle</p>
---	---	---	---


# Unit 6

## Lesson 1: British people like pets.

1.  Match the words and pictures in Exercise 2.

a pet      foreign languages      gardening      coffee

2.  Look at the pictures. Which things are “typically British”?



3.  Read the text. Check your answers to Exercise 1.


### Typically British?

British people love pets. Dogs and cats are popular pets in Great Britain. A lot of people have rabbits, birds, horses, snakes, turtles, and rats too. Queen Elizabeth II loves dogs. She’s got four of them.

Foreign languages are not popular at school in Great Britain. Children study them only for 3 years! Most people speak only English.

British people like tea, but they drink a lot of coffee too. Cappuccino and espresso are really popular.

Gardening is a popular hobby in Great Britain. A lot of people work in their gardens. They grow fruit and vegetables, but they are real fans of flowers. They have a lot of them.

4.  Read the text again. Find one thing which is the same in our country and one thing which is different.


5.  Look and say.

(+) British people love pets.

(-) British people don't speak foreign languages.

**They** love pets.

**They** don't speak foreign languages.

6.  What can you remember about British people? Close your books, work in pairs and say sentences about British people.

British people love pets.


They drink a lot of tea.

7.   Complete the sentences with a (+) or (-) verb.

have      speak      like      drink      live      eat      love

Example: (+) I love ice-cream.

- a) (+) I \_\_\_\_\_ ice-cream.
- b) (+) They \_\_\_\_\_ a lot of tea.
- c) (-) They \_\_\_\_\_ much meat.
- d) (-) They \_\_\_\_\_ speak foreign languages.
- e) (+) I \_\_\_\_\_ in a flat.
- f) (+) They \_\_\_\_\_ three children.
- g) (-) I \_\_\_\_\_ football.



(+) They live in a flat.

(-) They don't live in a house.

do not = don't

## Lesson 2: Kyrgyz people drink tea.

1.  Read the sentences. Make them true.

### A typical Kyrgyz family

- a) They live in a city / a town / a village.
- b) They live in a house / a flat.
- c) They have / don't have a pet.
- d) They have one child / \_\_\_\_\_ children.
- e) They drink \_\_\_\_\_ for breakfast.
- f) They eat a lot of \_\_\_\_\_.
- g) They like \_\_\_\_\_.
- h) They don't like \_\_\_\_\_.
- i) They speak \_\_\_\_\_ language / \_\_\_\_\_ languages.


2.  Read your sentences to a partner. Are they the same or different?


3.  Look and say.

(+) We <u>have</u> a pet.	do not = don't
(+) We live in a house.	
(-) We <u>don't have</u> a pet	
(-) We don't live in a flat.	

4. a)  Make the sentences in Exercise 1 true for your family.

Example: *We live in a house. We don't have a pet...*

b)  Read your sentences to a partner. Find 3 similarities and 3 differences.

5.  Write (+) or (-) sentences.

Example: a) *We have eggs for breakfast.*



a) We (have)



for breakfast.

b) I (not like)



c) We (not drink)



d) They (like)



e) We (eat)



f) I (not take)



in my coffee.



g) The children (not eat)



h) We (drink)




for breakfast.

6.   Write one (+) sentence and one (-).

Example: *I'm from Italy, but I don't like spaghetti.  
My friends and I like pizza.*

<b>like</b>	a) I'm from Italy, but I ___ spaghetti. My friends and I _____ pizza.
<b>drink</b>	b) You _____ a lot of coffee. It's not good for you. I _____ much coffee.
<b>eat</b>	c) They _____ a lot of fish and rice in Japan. I _____ fish. I don't like it.
<b>have</b>	d) British people _____ pets at home. We _____ a pet because we live in a small flat.
<b>speak</b>	e) We _____ English in the English class. We _____ Kyrgyz or Russian.
<b>live</b>	f) Akyl and his family _____ in a city. They _____ in a village.



(+) We eat rice for breakfast.  
(-) We don't eat noodles.

do not = don't

## Lesson 3: Do they speak English?

1.   Complete the answers.

a. Do you and your family live in a city?	Yes, <u>we do</u> .	No, <u>we don't</u> .
b. Do your friends like football?	Yes, I _____.	No, I _____.
c. Do your parents have a car?	Yes, I _____.	No, I _____.
d. Do you have a bike?	Yes, _____.	No, _____.
e. Do you and your friends drink Coca-Cola?	Yes, _____.	No, _____.
f. Do you eat cabbage?	Yes, _____.	No, _____.
g. Do your parents speak English?	Yes, _____.	No, _____.

2.  Work with a partner. Ask and answer the questions in Exercise 1.

3.  Put the words in the correct order.

Example: a) *What do you have for breakfast?*


- a) you / What / have / for breakfast / do?
- b) do / crocodiles / live / Where ?
- c) cats / eat / do / What ?
- d) languages / British people / do / speak / What?
- e) study / do / English / you / Where?
- f) like / films / do / you / What ?

4.  Work with a partner. Ask and answer the questions in Exercise 1.

5.   Write the questions for these answers.

Example: a) *Where do you live?*

a) where / live	We live in a village.
b) what vegetables / like	I like tomatoes and cucumbers.
c) have / any brothers	Yes, I do. Their names are Bek and Askar.
d) what / have / for breakfast	We have sausages and eggs for breakfast.
e) have / any pets	No, I don't. I live in a small flat.
f) speak / English	Yes, they do. They study it at school.
g) grandparents / live / where	They live in a house near us.

 you Do we have a pet? they	(+) Yes, I we do. they	(-) No, I we don't. they
--	------------------------------	--------------------------------

## Lesson 4: Let's read!











1.   Listen and repeat.



2.  Read the words.













	fish	[f]
	phone	

3.  Read the words.




f [f]					
	fish	feet	leaf	frog	face
ph [f]					
	phone	photo	elephant	dolphin	head- phones


4.  Say the word, write *f* or *ph*. Then match.

Example: *family a)*










a) 	b) 	c) 	d) 
l) 	___inger                      ___ork ___ourteen                  ___one ele___ant                    dol___in ___orty                        ___an head___ones                al___abet ___amily                        ___ox		e) 
k) 			f) 
j) 	i) 	h) 	g) 

5.  Read and match.

a) I have a <u>ph</u> oto of an <u>ph</u> o to with his <u>ph</u> o to with his <u>ph</u> o to on a big ball.	b) I have a <u>ph</u> oto of a red <u>ph</u> o speaking on the <u>ph</u> o to his <u>ph</u> o to his <u>ph</u> o to his friend rat.	c) I have a <u>ph</u> oto of a grey <u>ph</u> o with a gold <u>ph</u> o with a gold <u>ph</u> o on his <u>ph</u> o.
1. 	2. 	3. 


6.  Cover the texts in exercise 5. Look at the pictures and say the rhymes.

7.  Write the words in the correct column in the table. Read them aloud.

    	
   	
f	ph

	<b>f</b> <b>ph</b>	<b>[f]</b>	<b>fish</b> <b>phone</b>
--	-----------------------	------------	-----------------------------

### Stop and check 5–6

1.  Put the words in order. Write sentences into your notebook.  
 Example: 1. Do they live in Great Britain?

1. Do / live / they / in / ? / Britain Great
2. / green / like / They / don't / bananas / .
3. / in / big / We / a / live / city.
4. / ? / you / American / like / Do / cars
5. speak / don't / We / English.

6. drink / hot / . / We / tea

7. eat / We / drink/ in / morning/ the / but / sausages / we / don't / milk /.

2. a)  Complete the questions with the verbs below.



Example: a) *Do you have breakfast every morning?*

live have speak like do have drink live have

- a) Do you \_\_\_ breakfast every morning?
- b) Do you \_\_\_ more than 3 languages?
- c) Do you \_\_\_ with your grandparents?
- d) Do you \_\_\_ any brothers or sisters?
- e) Do you \_\_\_ vegetables?
- f) Do you \_\_\_ English at school?
- g) Do you \_\_\_\_\_ milk before you go to bed?

b)  In your notebook, answer the questions.

Example: a) *Yes, I do. I usually have sausages, eggs and bread and butter for breakfast.*

c)   Read your answers to your partners. They will guess the question.

Example: A: *Yes, I do. I usually have sausages, eggs and bread and butter for breakfast.*

B: *Do you have breakfast every morning?*

3. a)  Read the information about Jilly and Jane and then the text below. Find one statement that is false.

Jilly and Jane:

live: small house with their parents

have: one brother and one dog

speak: English and French

work: actresses in Hollywood

Jilly and Jane live in a small house with their parents. They have one brother and one cat. They speak English and French. They are actresses and work in Hollywood.

b)  Look at the information about Matt and his brother and write a text.


Matt and his brother

live: flat with their mother  
have: two sisters and one cat

speaks: four languages  
study: at school

---

---


c)  Copy the box into your notebook. Complete it and write a text.

live:  
have:

speaks:  
study:

---



---













4.  Odd one out. In each line, find the word in which the letter "C" has a different sound.

Example: a) *rice*

- |           |           |                |          |
|-----------|-----------|----------------|----------|
| a) car    | coat      | rice           | cucumber |
| b) face   | cousin    | rice           | city     |
| c) coffee | music     | doctor         | ice      |
| d) face   | cup       | carrot         | corn     |
| e) cookie | Coca-Cola | police-officer | cat      |
| f) circle | cook      | cake           | capital  |
| g) can    | bicycle   | class          | close    |



5.   **Unscramble the words. Match them with the pictures.**  
 Example: 1) goldfish i)

1. olsgfdhi	a) 	b) 
2. eonph		
3. ohtpo	c) 	d) 
4. elaf		
5. anphelet	e) 	f) 
6. egifrn		
7. odhilnp	g) 	h) 
8. rytfo		
9. frgo	i) 	j) 
10. headpheosn		
11. eeft	k) 	l) 
12. fuoterne		

# Unit 7

## Lesson 1: What time is it?

1. a)  Look at the code. Make a question.

A→5	E→10	I→18	M→20	Q→25	U→21	Y→26
B→2	F→19	J→3	N→8	R→11	V→12	Z→7
C→14	G→24	K→9	O→13	S→15	W→16	
D→6	H→1	L→17	P→4	T→23	X→22	


1. 16 15 23 _____	5. 5 8 6 _____	9. 8 13 _____
2. 1 5 15 _____	6. 23 16 13 _____	10. 5 11 20 15 _____
3. 5 _____	7. 1 5 8 6 15 _____	11. 13 11 _____
4. 19 5 14 10 _____	8. 2 21 23 _____	12. 17 10 24 15 _____

b)  Answer the question.

2. a)   Listen and repeat.



Mother: Wake up! Wake up!  
 Akyl: What time is it?  
 Mother: Wake up! Wake up!  
 Akyl: What time is it?  
 Mother: It's time to get up.  
 Akyl: What time is it?  
 Mother: It's time to get up.  
 Akyl: What time is it?  
 Mother: It's time to get up.  
 Come on, get up!

b)  Read and recite.

3.  Look and read.



- What time is it?  
- It's 7 o'clock.



- What time is it?  
- It's half past 7.



- What time is it?  
- It's 12 o'clock.



- What time is it?  
- It's half past 10.

4. a)  Match.

1.



2.



3.



4.



5.



6.



7.



8.



- a) It's half past three.
- b) It's half past six.
- c) It's nine o'clock.
- d) It's eleven o'clock.

- e) It's four o'clock.
- f) It's half past one.
- g) It's five o'clock.
- h) It's half past eleven.

b)  Cover the sentences. Look at the pictures. What time is it?

5. Answer the questions.

Example: a) *I have breakfast at 7 o'clock.*

- a) When do you have breakfast?
- b) What time do your lessons start?
- c) What time do they finish?
- d) What time do the shops open/close in your city/village?
- e) What time is it now?

at 7 o'clock  
 at 5 o'clock  
 at half past six

6. a) Complete the dialogue with the words in the box.



excuse      very  
 welcome    half      time

Akylai: \_\_ me. What \_\_ is it, please?  
 Ben: It's \_\_\_\_ past ten.  
 Akylai: Thank you \_\_\_\_ much.  
 Ben: You're \_\_\_\_ .

b) Practice the dialogue with these times.



7.   Draw the clocks.

Example: *It's five o'clock.*



1. It's five o'clock.
2. It's half past three.
3. It's twelve o'clock.
4. It's half past ten.
5. It's nine o'clock.
6. It's two o'clock.

What time is it?

It's 7 o'clock.

It's half past seven.





half = 30 minutes.

I have breakfast **at** 7 o'clock.

## Lesson 2: Days of the week



1. a)    Listen and copy the words in your notebook in the correct order.

	Wednesday
1	Sunday
	Thursday
	Monday
	Friday
	Tuesday
	Saturday

b)   Listen and mark the stress.

Example: Sunday, ...

2. a)   Listen and repeat.

*Monday, Tuesday, Wednesday, Thursday,  
Friday, Saturday and Sunday  
The days of the week.*

*Monday, Tuesday, Wednesday, Thursday,  
Friday, Saturday and Sunday  
The days of the week.*

*Start each day with a smile,  
Make each day full of fun.*

*So, let's make each and every day  
A very special one.*

*Monday, Tuesday, Wednesday, Thursday,  
Friday, Saturday and Sunday  
The days of the week.*

b)  Read and recite the poem.








3.  Answer the questions


Example: I have English on Mondays and Wednesdays.

- When do you have English?
- When do the banks work in Kyrgyzstan?
- What days are weekdays?
- What days are weekend days?
- What day(s) do you like/dislike?
- What day is it today?
- What day is it tomorrow?
- What day was yesterday?

**on** Monday  
**on** Saturday

4.   Write the days of the week. Number them in the correct order.

<p>a)  Monday 2</p>	<p>e)  _____</p>
<p>b)  _____</p>	<p>f)  _____</p>
<p>c)  _____</p>	<p>g)  _____</p>
<p>d)  _____</p>	

 Sunday, Monday, Tuesday, Wednesday, Thursday, Friday, Saturday.

I have English lessons on Mondays.



## Lesson 3: Daily routines

1. a) Match the words with the pictures.

Example: 1 – d, ...

a)



b)



c)



d)



1. do homework
2. help about the house
3. play with friends
4. read a book
5. go to bed
6. get up
7. go to school
8. have breakfast

e)



f)




g)



h)





b)   Listen, repeat and point.

c)  Cover the words. Look at the pictures and say the phrases.

2. a)  Match. Copy the phrases into your notebooks.


play go help have read do

1. _____	computer games with friends with a dog outside	2. _____	about the house my mother to cook in the garden
3. _____	to school home to bed to the cinema	4. _____	a book a comic book a letter an email
5. _____	homework housework exercises sport	6. _____	breakfast lunch dinner a shower

b)  Cover the verbs. Say the phrases. Test your partner.

Example: A: *Homework?*

B: *Do homework. A shower?*

c)  What do people do in the morning/in the afternoon / in the evening / at night?

Example: *In the morning, people get up, have a shower, ...*

3. a)  Listen and repeat.



*What do you do? What do you do?  
What do you do in the morning?  
I get up.*

*I say good morning.*

*I have my breakfast.*

*I go to school.*

*That's what I do. That's what I do.*

*That's what I do in the morning.*



*What do you do? What do you do?  
What do you do in the afternoon?  
I say good afternoon.*

*I have my lunch.*

*I am at school. I go home.*

*That's what I do. That's what I do.*

*That's what I do in the afternoon.*

*What do you do? What do you do?  
What do you do in the evening?  
I say good evening.*

*I do my homework.*

*I have my dinner.*

*I play with my toy.*

*That's what I do. That's what I do.*

*That's what I do in the evening.*



*What do you do? What do you do?  
What do you do at night?  
I say goodnight.*

*I brush my teeth. I go to bed.*

*What do you do? What do you do?*

*What do you do in the afternoon?*



b)  Read and mime. Recite and mime.

4. a)  Work in pairs. Find 10 similarities.

Example: A: *What time do you get up?*

B: I get up at six. What about you?

A: I get up at six o'clock too.

B: I don't read comic books. Do you?

A: No, I don't.

b)   Write down 10 similarities.

Example: *We get up at six o'clock. We don't read comic books.*



## Lesson 4: Let's read!

1.   Listen and repeat.



2.   Listen, repeat and point.

3.  Read the words.

	day	[eɪ]
	rain	
	lake	

4.  Read the words.

					
	day	May	play	say	pay
[eɪ]					
	rain	train	mail	tail	wait
					
	lake	cake	plane	bake	wave

5.  Find the words. Then match them with the pictures.

Example: 1 day

1.



2.



3.



4.



5.



6.



7.



8.



9.



12.




11.



10.



B	Q	B	T	W	X	E	X	I	B	D	X	U	S	E
M	I	Z	A	A	L	O	Z	I	L	A	O	Q	U	I
D	M	Q	R	V	I	K	H	O	J	Y	W	Z	S	R
N	S	A	U	E	O	L	W	S	O	S	T	G	T	W
C	N	N	I	Z	L	O	L	P	O	X	D	I	O	O
F	L	D	S	L	D	W	S	G	C	M	A	U	X	Z
J	A	M	T	R	A	I	N	I	G	W	C	N	S	V
X	Y	P	A	Y	A	K	B	Q	D	U	A	R	G	R
N	Y	L	Y	U	J	I	E	T	G	L	K	F	D	B
H	A	A	I	M	X	M	N	E	H	L	E	E	S	M
B	D	N	O	H	W	P	E	N	N	F	S	W	X	G
T	R	E	R	A	M	A	Q	V	O	G	F	C	F	I
I	J	A	G	B	O	E	Y	U	L	N	D	X	R	T
Q	T	E	E	K	Y	M	N	M	A	F	F	X	A	N
P	L	A	Y	F	S	C	Q	L	N	C	J	G	S	M

6.  Find the words that rhyme, write them down, and read them aloud.

Example: *train – plane*

				
<u>train</u>	<u>wait</u>	<u>mail</u>	<u>lake</u>	<u>play</u>
				
<u>skate</u>	<u>cake</u>	<u>pay</u>	<u>plane</u>	<u>tail</u>

7.  Listen, read and say.

It's Sunday today.  
I can stay home and play!






My birthday's in May. Let's  
all say Hooray!


8.  Listen, read and say.



The grey train is on its way.  
It rides in the rain.  
It brings the mail.  
Train, train, train, go fast.  
People wait for the mail.

9.    Write the words in the correct column in the table.  
Read them aloud.


				
				
<b>ai</b>	<b>ay</b>		<b>a_e</b>	

	ai ay a_e	[eɪ]	rain day lake
--	-----------------	------	---------------------

# Unit 8

## Lesson 1: Jerry works at a zoo.



1. a)  Who are the people in the picture?

Example: *I think he is Ben's friend.*

b)  Read the dialogue. Check your ideas.

Akyl: Ben, who is the man in the photo in your room?

Ben: It's my brother Jerry.

Akyl: How old is he?

Ben: He's 20.

Akyl: What's his job?

Ben: Oh! He works at a zoo.

2. a) Read the text. What animals can you see in the zoo?

### Jerry works at a zoo!

Jerry works at the zoo. He looks after the big animals: elephants, giraffes, lions, and tigers. His favourite animals are the elephants. At the moment there are six elephants at the zoo. Two of the elephants are babies. They are very cute.

Jerry gets up every day at half past six. He starts work at seven o'clock. First he feeds the lions and tigers. They eat meat. Then he feeds the giraffes and the elephants. They eat vegetables. All the animals drink water. Jerry goes home at three o'clock. He is always happy because he loves his job.



b)  Read the text again. Correct the mistakes in the sentences.

Example: 1. No! Jerry works at the zoo.

1. Ben works at the zoo.
2. Jerry's favorite animals are the tigers.
3. There are five elephants at the zoo.
4. Jerry gets up at six o'clock.
5. The lions eat fruit.
6. All the animals drink juice.

I love \_ animals.  
Jerry loves s animals.  
He loves s elephants.

3.   Read the dialogue. Complete the sentences.



Akyl: Tell me more about your family, Ben.

Ben: OK. This is my father, my mother, and my brother Jerry.  
In this photo you can see my aunt Sarah and her husband.

Akyl: Does your father work in a hospital?

Ben: Yes, he does.



Akyl: Does your mother work in a hospital too?  
Ben: No, she doesn't.  
Akyl: Where does she work?  
Ben: She works as a nurse in a school.



Akyl: Does your aunt work in a school too?  
Ben: Yes, she 1. \_\_\_\_\_.




Akyl: Does your uncle work in a police station?  
Ben: No, he 2. \_\_\_\_\_.  
Akyl: Does he work in a shop?  
Ben: No, 3. \_\_\_\_\_  
Akyl: Does he work on a farm?  
Ben: Yes, 4. \_\_\_\_\_.




Does he work in a shop? No, he doesn't.

Does she work in a shop? Yes, she does.

4.  Choose the correct word. Copy the sentences into your notebook.

Example: Jerry works at the zoo.


1. Jerry *work* / *works* at the zoo.
2. Ben's mother *work* / *works* in a school.
3. They *live* / *lives* in London.
4. Ben's uncle *don't* / *doesn't* work in a police station.
5. He doesn't *work* / *works* in a shop.
6. Ben *live* / *lives* with Akyl's family.
7. Jerry and Ben *love* / *loves* animals.

5.   Complete the text. Put the verbs in the box into the correct form. Copy the text into your notebook.



work    not work    feed    look after    eat  
not eat    like    drink    not like    drink

Example: *Ben doesn't work at the zoo.*

Ben \_\_\_\_\_ at the zoo. Jerry \_\_\_\_\_ at the zoo. He \_\_\_\_\_ the animals. Every day he \_\_\_\_\_ them. The elephants \_\_\_\_\_ vegetables. The lions \_\_\_\_\_ vegetables; they \_\_\_\_\_ meat. All the animals \_\_\_\_\_ water. Jerry \_\_\_\_\_ water, he \_\_\_\_\_ Coca-Cola.

	I, you, we, they	like	apples.
	he, she, it	likes	apples.
	I, you, we, they	don't like	apples.
	he, she, it	doesn't like	apples.
Do	I, you, we, they	like	apples?
Does	he, she, it	like	apples?


# Lesson 2: A lazy boy!

1.   Read the text. Do you like Bakai? Why? Why not?



Bakai is lazy! He doesn't like mornings. He gets up late every day.


He doesn't have a shower. He doesn't wash his face. He puts on his uniform and goes to school.

2.  Look at the pictures and the words. Write sentences about Bakai.



eat	sweets/vegetables
drink	milk/tea/Coca-Cola
wash	dishes
clean	table


help	about the house/to
play	clean/to wash/to cook
do	computer games/outside
	homework/sport

3.  Make questions to interview your partner. Use words and phrases from Exercise 1 and 2. Answer your partner's questions.

Example: A: *Do you have a shower in the morning?*

B: *Yes, I do. Do you drink Coca-Cola for breakfast?*

A: *No, I don't.*

4.  Write a text about your partner. Draw pictures.

Example: *Akylai is not a lazy girl. She gets up at....*

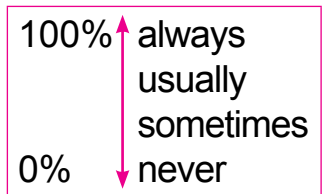
### Lesson 3: I always wake up at 7.

1.  Match the pictures with the sentences.

Example: 1 – c, 2 – ...,

1. 	2. 	3. 	4. 
5. 	6. 	7. 	8. 

- a) Akyl usually eats bread and butter for breakfast...
- b) ...but he sometimes eats eggs and cheese.
- c) Akylai usually drinks tea for breakfast...
- d) ...but she sometimes drinks milk.
- e) Akyl always plays football after school...
- f) ...He never reads books.
- g) Akylai always plays with her friends after school...
- h) ...She never plays football.





2.  Look at Akyl's desk. Answer: Yes or No.

Example: 1 – No, 2 – ...,



1.	He never plays computer games.	Yes	No
2.	He sometimes writes with a pencil.	Yes	No
3.	He always reads books.	Yes	No
4.	He never eats pizza.	Yes	No
5.	He always plays football.	Yes	No
6.	He sometimes eats sweets.	Yes	No

3. a)  Puts words in order to make sentences.

Example: *I always have breakfast at 7 o'clock.*

1. always / breakfast / have / I / at / 7 o'clock.
2. to / I / help / never / my / cook / mother.
3. play / I / dolls / with / my / sometimes.
4. outside / friends / I / usually / with / my / play.

always	
usually	drink milk.
sometimes	
never	

b)  Who are these sentences about: Akyl or Akylai? Why do you think so?

4. a)  Ask and answer the questions.


Example: A: *Do you play computer games?*

B: *Yes, always / usually / sometimes. No, never.*

	always	usually	sometimes	never
1. do homework?				
2. help to cook?				
3. play football?				
4. read books?				
5. play with dolls?				
6. play outside?				

b) Write about your partner.

Example: *Aibek never plays with dolls.*

	100%	↑	always	My mother <u>always</u> cooks. My father <u>usually</u> drinks tea. I <u>sometimes</u> play with dolls. I <u>never</u> get up late.
	0%	↓	never	

## Lesson 4: Let's read!

1.  Listen and repeat.


















2.  Listen, repeat and point.



3.  Read the words.

	pie	<b>[aɪ]</b>
	night	
	sky	
	mice	



4.  Read the words.

<b>[aɪ]</b>	 pie	 tie	 lie		
	 night	 light	 right		
	 sky	 fly	 spy		 cry
	 mice	 nine	 white		 pine

5.   Look at the pictures, read the sentences and write the letters. Then read aloud.

Example: a) *Look at that light in the sky.*

a) Look at that l\_\_\_t in the sk\_\_.





b) Oh, m\_! There's a fl\_ on m\_  
p\_.



c) The moon is wh \_t\_. We see  
it at n\_ \_ \_ t.



d) Birds fl\_ h\_ \_ \_ in the sk\_.

6.   Listen, read and say.



Left, right, left, right,  
Marching through the night.  
Left, right, left, right,  
Marching till the morning light.









7.   Listen, read and say.











I spy a little fly  
Flying in the deep blue sky.  
I spy a little fly  
Flying round, I don't know why!


8.    Find the words that rhyme, write them down, and read them aloud.

Example: a) *light* – ~~*house*~~ – *right* – *night*

a)      
   

c)      
   

e)    
 

	ie	[aɪ]	pie
	igh		night
	y		sky
	i_e		mic <u>e</u>

## Stop and check 7–8

1. a)  Match a verb with the correct noun.

Example: *have breakfast, have lunch, have dinner, have a shower, ...*

- |           |   |
|-----------|---|
| 1. have   | a) in the garden, about the house, my mother to cook      |
| 2. play   | b) breakfast, lunch, dinner, a shower                     |
| 3. go     | c) sport, morning exercises, homework                     |
| 4. read   | d) computer games, with my friends, with my toys, outside |
| 5. get up | e) at 7 o'clock   |
| 6. help   | f) to school, home, to bed                                |
| 7. do     | g) a book   |

b)  Test your partner.

Example: *A: sport? B: do sport. A book?*

2.  In your notebook write true sentences about your daily routine.

Example: *I get up at 8.00 and ...*

3. a) Match.

Example: 1 – c, ...

**Monday** – football 3 o'clock      **Thursday** – English 2:30

**Tuesday** – garden 6 o'clock      **Friday** – Math 1 o'clock

**Wednesday** – friends 4:30      **Saturday** –

- |                                   |                                  |
|-----------------------------------|----------------------------------|
| 1. When do we have English?       | a) On Friday at one o'clock.     |
| 2. When do we help in the garden? | b) On Tuesday at six o'clock.    |
| 3. What do we have on Monday?     | c) On Thursday at half past two. |
| 4. What do we have on Wednesday?  | d) We play football.             |
| 5. When do we have Math?          | e) We play we friends            |

b)   In your notebook write sentences.

Example: *We play football on Monday at 3 c'clock.*

- |              |                               |
|--------------|-------------------------------|
| 1. Monday    | We _____ on _____ at _____.   |
| 2. Tuesday   | We _____ on Tuesday at _____. |
| 3. Wednesday | _____ on Wednesday at _____.  |
| 4. Thursday  | _____.                        |
| 5. Friday    | _____.                        |

4.  Complete the gaps with don't or doesn't.

Example: *Clark and Sam don't play volleyball. They usually play basketball.*

1. Clark and Sam \_\_\_ play volleyball.  
They usually play basketball.



2. Joe \_\_\_ ride a motorbike.  
He always rides his bike.



3. Mr. Tamper \_\_\_ work in an office.  
He works in factory.





4. David \_\_ sell vegetables.  
He sells meat and chicken.



5. Mr. Brown \_\_ have a kitten.  
He has a pet dog.



6. The children \_\_ swim on Sundays.  
They go fishing.



7. Joseph \_\_ get up early at the weekend.  
He gets up late.



8. These girls \_\_ play leapfrog at school.  
They play hopscotch.

5.   **Read the times. Draw the hands.**

Example: *It's five o'clock* –



It's five  
o'clock.



It's seven  
o'clock.



It's twelve  
o'clock.



It's three  
o'clock.



It's eight  
o'clock.



It's half  
past one.



It's half  
past nine.



It's half  
past six.



It's half  
past two.



It's half  
past four.

6.   Read Bakai's sentences. Rewrite them neatly.

Example: 1. He usually gets up ...

My new teacher Ben Smart.

1. He ~~us~~ gets up at 7 o'clock. He ~~so~~ gets ~~at~~ 8 o'clock.  
He never ~~g~~ up ~~9~~ o'clock.

2. He ~~al~~ has coff~~e~~ for breakfast. He ~~ne~~ has tea. He ~~d~~ like tea.

3. He ~~ly~~ eats bread and butter for break~~s~~. He sometimes e~~s~~  
eggs and sausa~~s~~.

4. He ~~u~~y leaves his flat ~~9~~ o'clock and goes to sch~~o~~.

7.   Read and choose the correct sentence.

Example: 1) b, ...

1.



- a) The dog is under the tree.
- b) The white dog has a long tail.
- c) The white dog is in the train.

2.



- a) The boy plays with a train.
- b) The boy plays with a plane.
- c) The boy is in the train.

3.



- a) The boys run in the rain.
- b) The boys run after the train.
- c) The boys play with a train.


4.



- a) The grandma waits for the mail.
- b) The grandma knits a sock.
- c) The grandma bakes a pie



5.



- a) There are planes above the lake.
- b) There are big waves on the lake.
- c) There are trains near the lake.

6.



- a) The people pay for the train.
- b) The people wait for the train.
- c) The people play with the train.

8.    Which is on the right? Read and match.

Example: 1 c)

1.



a) The fly is on the right.

2.



b) The tie is on the right.

3.



c) The pie is on the right.

4.



d) I lie on the right.



# Unit 9

## Lesson 1: She likes dancing.

1. a)  Match the words and pictures.

Example: a) *singing*

a)



b)



c)



d)



e)



f)



g)



h)



i)



j)



k)



l)



m)



n)



- listening to music
- playing football
- watching TV
- dancing
- going to the cinema
- going to the mountains
- singing
- playing basketball
- going for a walk
- swimming
- playing computer games
- reading books
- playing tennis
- doing homework

b) Test your partner. Point to a picture. Your partner says the word.

2.  Read and choose.



Example: *Akylai and her sister like swimming.*



1. Akylai and her sister like / don't like swimming.
2. Her mother likes / doesn't like listening to music.
3. Her brother likes / doesn't like doing homework.
4. Her father likes / doesn't like watching football.


3.  Look and say.



	<b>I / You / We / They</b>	I <b>like</b> playing computer games. I <b>don't like</b> dancing.
	<b>He / She / It</b>	He <b>likes</b> reading. He <b>doesn't like</b> watching TV.

4.   Look and write. They say.

Example: a) *He likes reading books.*



a) He \_\_\_\_\_  
reading books.



b) They \_\_\_\_\_  
playing basketball.



c) He \_\_\_\_\_  
dancing.



d) She \_\_\_\_\_  
listening to music.



e) They \_\_\_\_\_  
singing.



f) She \_\_\_\_\_  
playing football.



5.    Look and write. Then say.

Example: a) *They like going to the cinema.*




a) They \_\_\_\_\_  
to the cinema.



b) He \_\_\_\_\_  
homework.



c) He \_\_\_\_\_  
for a walk.



d) They \_\_\_\_\_  
tennis.



e) She \_\_\_\_\_  
TV.



f) They \_\_\_\_\_  
computer games.

	I You We They	<b>like</b>	playing <b>ing</b> tennis.
	I You We They	<b>don't like</b>	dancing <b>ing</b> .
	He She It	<b>likes</b>	sleeping <b>ing</b> .
	He She It	<b>doesn't like</b>	drinking <b>ing</b> milk.

## Lesson 2: Do you like dancing?



1.  Read the dialogue. What does Ben like doing? What doesn't he like doing?

Akyl: It's Sunday tomorrow. Let's do something together.

Ben: Good idea!

Akyl: Do you like going to the cinema?

Ben: Yes, I do. But I don't speak Kyrgyz or Russian. Are there any films in English?

Akyl: Yes, there are. But we don't understand them.

Akyl: Do you like playing football?

Ben: I like watching football, but I don't like playing football!

Akylai: Do you like going to the mountains?


Ben: I love going to the mountains!

Akyl: Let's go to the mountains tomorrow!



Ben: Great! Let's do it!





2.  Look and say.




	<i>I / You / We / They</i>	<b>Do you like</b> singing? <b>Yes, I do. No, I don't.</b>
	<i>He / She / It</i>	<b>Does he like</b> going to the cinema? <b>Yes, he does. No, he doesn't.</b>

3. a)  Look at the activities. In your notebook, write Yes for what you like and No for what you don't like doing.

	You	Your partner
1. 	Yes/No	Yes/No
2. 	Yes/No	Yes/No

3.		Yes/No	Yes/No
4.		Yes/No	Yes/No
5.		Yes/No	Yes/No
6.		Yes/No	Yes/No
7.		Yes/No	Yes/No
8.		Yes/No	Yes/No

b)  Work in pairs. Ask and answer questions. In your notebook, write *Yes* for what your partner likes doing and *No* for what he/she doesn't like doing.




Do you like watching TV?

Yes, I do. / No, I don't.

c)  Which of your answers are the same? Tell the class.




Example: *We like playing computer games.*

*We don't like singing.*





	You	Your partner
	Yes	Yes
	No	No
	No	Yes


4.   Look and write about Akyl and Akylai.

Example: *They like listening to music. He doesn't like ....*

	Akyl	Akylai
	Yes	Yes
	Yes	Yes
	No	Yes



	Akyl	Akylai
	Yes	Yes
	Yes	Yes
	No	Yes
	No	No


	<b>Do</b>	you we they	<b>like dancing?</b>
	<b>Yes / No</b>	I we they	<b>do / don't.</b>
	<b>Does</b>	he she it	<b>like dancing?</b>
	<b>Yes / No</b>	he she it	<b>does / doesn't.</b>

## Lesson 3: What do you like doing at the weekend?

1.  Look at the picture and answer the questions.

- Who are the people?
- Where are they?
- What does Akyl want to know?
- What does Ben say?



2. a)  Read the text and check your ideas. What do Ben's family like doing at the weekend?

My father is a doctor. He often works at the weekend. My mother works from Monday to Friday. On Sunday, she likes going for a walk or playing tennis. Sometimes my father plays with her. He likes tennis. My brother Jerry is a football fan. He likes playing football and watching football on TV. My father and I like watching football, but we do not like playing it. We all like listening to music and going to the cinema at the weekend.

b)   Read the text again and complete the dialogue.

Akyl: Do you like 1 \_\_\_\_\_ football, Ben?

Ben: I don't, but my brother does. I like 2 \_\_\_\_\_ football on TV. Do you like 3 \_\_\_\_\_ football on TV?

Akyl: Yes, I do. And I like 4 \_\_\_\_\_ football too.

Ben: My brother likes 5 \_\_\_\_\_ football. He often plays on Sundays.

Akyl: What does your mother like 6 \_\_\_\_\_ at the weekend?

Ben: She likes 7 \_\_\_\_\_ and 8 \_\_\_\_\_. Do you play tennis, Akyl?

Akyl: No, I don't. I can't play tennis. Does your father like 9 \_\_\_\_\_ tennis?

Ben: Yes, he does. He sometimes plays with my mother on Sundays.

c)  Work in pairs. Read the dialogue.

d)  Work in pairs. Tell your partner what you and your family like doing at the weekend.

At the weekend  
I like going  
for a walk.

At the weekend  
my sister likes  
watching TV.

3. a)  Look at the pictures. Complete the text.



**I'm happy it's the weekend.**

*Dad likes playing basketball.  
And he likes \_\_\_\_\_.  
Mum likes \_\_\_\_\_.  
But I like \_\_\_\_\_.*

*I'm happy it's the weekend,  
Hip, hip, hip hooray!  
My family loves the weekend!  
We have fun all day!*

b)  Recite the poem.



# Lesson 4: Let's read!

1.  Listen and repeat.














2.  Listen, repeat and point.











3.  Read the words.

	co <u>i</u> n	[ɔɪ]
	bo <u>y</u>	

4.  Read the words.

[ɔɪ]					
	co <u>i</u> n	o <u>i</u> l	po <u>i</u> nt	to <u>i</u> let	bo <u>i</u> l
					
	bo <u>y</u>	to <u>y</u>	jo <u>y</u>	cowbo <u>y</u>	anno <u>y</u>

5. a)   Complete the words. Then read them aloud.  
 Example: a) coin


b) Cover the words. Look at the pictures. Say the words.


6.  Listen, read and say.

Look at that boy!  
 He has a nice toy.  
 He jumps with joy.  
 He plays with his toy.  
 Don't point at him!  
 You annoy him.



7.  Write the words in the correct column in the table.  
 Read them aloud.

				
				
oi		oy		
toy				

	oi oy	[ɔɪ]	co <u>in</u> bo <u>y</u>
---	----------	------	-----------------------------



# Unit 10

## Lesson 1: Clothes

1. a)  Listen, repeat and point.

				
a T-shirt	a blouse	a skirt	a shirt	a dress
				
a coat	a jacket	a sweater	socks	shoes
				
a hat	trousers	boots	a uniform	a tie

b)  Read the words.



c)  Copy the table and complete it.

		 
a shirt, ....	a skirt, ...	shoes, ...


2.  Look at the picture and read the text. What is missing in the wardrobe?















This is Akylai's wardrobe. She has many beautiful clothes. She has red shoes. Akylai has a purple blouse and a blue skirt. She also has a pink T-shirt and brown trousers. She likes wearing her brown trousers with her green jacket. When the weather is cold, Akylai wears her yellow coat and her black hat with a red flower.

3.   Look at Akyl's wardrobe. What clothes does he have?  
Example: *Akyl has black trousers and...*



4. a)  Unscramble the words and match them to the pictures.  
 Example: 1. coat – e).

1. tcao _____	a) 	b) 
2. rssde _____	c) 	d) 
3. kajtce _____	e) 	f) 
4. nuoifmr _____	g) 	h) 
5. hrtsi _____	i) 	j) 
6. hesso _____	k) 	l) 
7. krtsi _____		
8. okssc _____		
9. ti-htrs _____		
10. aht _____		
11. tseewra _____		
12. rusetror _____		



b)  What is Akylai wearing?

2.  Look at the picture. Read the text. What are their names?

Example: 1 – Paul, 2 – ...



Laura is wearing jeans and a pink T-shirt.	Mark is wearing brown shoes, blue jeans and a red T-shirt.	Paul is wearing brown shoes, blue jeans and a green T-shirt.	Kate is wearing black boots, two blouses, one is green and the other one is yellow. She is also wearing grey trousers.
Fred is wearing black shoes, a jacket, green trousers and a grey shirt.	Lucy is wearing a grey jacket and a light blue skirt.	Anna is wearing boots, a green blouse and grey trousers.	Susan is wearing blue boots, blue trousers and a green blouse.

1. \_\_\_\_\_ 2. \_\_\_\_\_ 3. \_\_\_\_\_ 4. \_\_\_\_\_  
5. \_\_\_\_\_ 6. \_\_\_\_\_ 7. \_\_\_\_\_ 8. \_\_\_\_\_

3.  Look at the pictures. What are they wearing? Write sentences in the notebook.

1.



– What is she wearing?  
– She’s wearing a...

2.



– What is she wearing?  
– She ...

3.



– What is he wearing?  
– He ...

4.



– What is he wearing?  
– .....

5.



– What is Homer wearing?  
– .....

6.



– What is he wearing?  
– .....

7.



– What is Lisa wearing?  
– .....

8.



– What is Marge wearing?  
– .....

9.




– What are they wearing?  
– .....

4.   Put the words in order to make a sentence.

Example: *What are you wearing today?*

1. you today What are wearing?
2. wearing a purple T-shirt I am.
3. is wearing What he?
4. a He is shirt wearing blue.
5. she wearing is What?
6. brown She is wearing jacket a.
7. is shoes Who wearing brown?

	I	am	wearing a red dress.
	You We They	are	
	He She It	is	
What	are	you we they	wearing today?
	is	he she it	



## Lesson 3: Where is the father?

1. Read the dialogue. What is Ben's father doing today?



Ben: Hi, Mom! How are you?

Mother: We are fine! Your grandfather is sleeping in front of TV. Your grandmother is knitting a sweater. I'm writing a letter to Aunt Sarah. Jerry is playing games. Your father is working today.

I	<b>am (not)</b>		
You		<b>playing</b>	now.
We	<b>is (n't)</b>	<b>cooking</b>	
They		<b>sleeping</b>	right now.
He		<b>doing</b> homework	
She	<b>are(n't)</b>	<b>watching</b> TV	at the moment.
It			

2.  Read the sentences. Who is who in the classroom?

Example: 1 – *Bakai*, 2 – ...



1. Masha is eating an apple.
2. Umida is reading a book.
3. Beishen is washing his hands.
4. Pasha is writing on the blackboard.
5. Akylai and Aigerim are talking.
6. Bakai and Akyl are running.
7. Daniel is flying a plane.
8. My name's Nadyr. I'm writing these sentences.

3.  Listen, repeat and act it out.

- What’s she doing?
- She’s writing a book.



- What’s he doing?
- He’s learning to cook.



- What’re you doing?
- I’m learning to drive.



- What’re they doing?
- They are leaning to dive.




- What’s Dan doing?
- He’s writing a letter



- What’s Fran doing?
- She’s knitting a sweater.





4.  Mime an action. Your partner will guess it.

Example: A: *Are you sleeping ?*

B: *Yes, I am.*

C: *Are you reading?*

B: *No, I am not.*

A: *Are you playing a game?*

B: *Yes, I am.*



5.   Complete the sentences with am, is or are.

Example: *Peter is eating a pizza.*

1. Peter \_\_\_\_\_ eating a pizza.
2. I \_\_\_\_\_ wearing a jacket.
3. Bob and Tom \_\_\_\_\_ watching a film.
4. Sarah \_\_\_\_\_ writing a letter.
5. It \_\_\_\_\_ raining.
6. You \_\_\_\_\_ doing the exercise.

6.   **Make the sentences negative.**

Example: *I'm not working.*

1. I'm working.
2. Tom and I are dancing.
3. Kate is sitting on a chair.
4. David and Lucy are listening to music.
5. Martin is wearing brown shoes.
6. The sun is shining.

	I	<b>am (not)</b>	playing	now. right now. at the moment.
	You We They	<b>is (n't)</b>	cooking sleeping doing homework	
	He She It	<b>are (n't)</b>	watching TV	




# Lesson 4: Let's read!

1.  Listen and repeat.



2.  Listen, repeat and point.

3.  Read the words.

	co <u>at</u>	[eɪ]
	sno <u>w</u>	
	ro <u>se</u>	

4.  Read the words.

[əʊ]	 co <u>at</u>	 so <u>ap</u>	 bo <u>at</u>	 ro <u>ad</u>	 to <u>ast</u>
	 sno <u>w</u>	 windo <u>w</u>	 bo <u>wl</u>	 pillow	 yello <u>w</u>
	 ro <u>se</u>	 no <u>se</u>	 rop <u>e</u>	 glo <u>be</u>	 ro <u>be</u>

5. a)   Look at the pictures, read the sentences and write the letters.

Example: a) *Jane is wearing a yellow ...*

a) Jane is wearing a yell\_\_  
r\_\_b\_\_.



b) She is eating some t\_\_ st.



c) She is eating some soup  
from a b\_\_ l.



d) Oh, no! She has soup  
on her r\_\_ b\_\_.



e) She is washing her  
r\_\_ b\_\_ with s\_\_ p.




b)  Work in pairs. Cover the sentences. Look at the pictures and say the sentences.



6.  Listen, read and say.




What do you see out the window?  
 What do you see out the window?  
 I see a girl with a yellow coat.  
 That's what I see out the window.  
 What do you see out the window?  
 What do you see out the window?  
 I see someone row a boat.  
 That's what I see out the window.

7.  Find the words that rhyme, write them down, and read them aloud.

Example: *coat – boat*













	oa ow o_e	[əu]	<u>co</u> at s <u>no</u> w ro <u>s</u> e
---	-----------------	------	--

## Stop and check 9–10

### 1. Complete the words.

Example: 1 – a dress, ...

1.  a d _____	2.  b _____	3.  s _____	4.  a b _____	5.  a s _____
6.  a j _____	7.  t _____	8.  a c _____	9.  s _____	10.  a s _____


### 2. Complete the sentences.

Example: *You wear a hat on your head.*

1. You wear a \_\_\_\_\_ on your head.
2. \_\_\_\_\_ are winter shoes.
3. Boys wear \_\_\_\_\_ on their legs.
4. Girls wear white \_\_\_\_\_ and black skirts to school.
5. My grandmother is knitting a \_\_\_\_\_.
6. It's my mother's birthday today. She is wearing a beautiful long \_\_\_\_\_.

### 3. Answer the questions.

1. What clothes do you usually wear to school?
2. What clothes do you usually wear after school?
3. What clothes do you want to buy?
4. Who usually buys clothes for you?
5. What is your teacher wearing at the moment?
6. What are you wearing at the moment?

4.  Write sentences about the pictures.  
Example: 1. *He is reading a book.*

 read a book 1. _____	 play basketball 2. _____	 go to school 3. _____
 paint a picture 4. _____	 watch TV 5. _____	 talk 6. _____

5.   Read the text. Draw a picture about every family member.

### Family at Home

My family is at home. My Mum and Dad are at home. My sisters and brothers are at home. Everybody is at home. What are they doing?

My Dad is cooking dinner in the kitchen. He is cooking spaghetti. He likes cooking.

My Mum is relaxing in the garden. She is listening to music. She likes listening to music.

My sister Mary is reading a book in her room. She is reading a comic book. She likes reading.

My brother Mark is watching TV. He is watching a film. He likes watching TV.

My brother Bob and sister Betty are playing football outside. They like playing football.

6.   Write what your family members are doing at the moment.

7.  Correct the mistakes.

Example: 1. *I like playing football.*

1. I like play football.
2. I no like reading.
3. My mother like listening to music.
4. My father no like running in the morning.
5. My brother Bob doesn't likes doing homework.
6. You like playing computer games?

8.  Answer the questions.

1. What do you like doing in the evenings?
2. What does your mother like doing on Sundays?
3. What does your father like doing at weekends?
4. What do your classmates like doing in the English class?
5. What don't your brothers/sisters/cousins like doing at home?

9. a)  Read and choose.

Example: 1c)

1.



- a) A boy is in the toilet.
- b) A coin is under the tree.
- c) A cowboy is under the tree.

2.



- a) The boys are pointing to the coat.
- b) The boys are pointing to the goat.
- c) The boys are pointing to the window.



<p>3. </p>	<p>a) Mum is giving some toast to the boy.  b) Mum is giving a toy to the boy.  c) Mum is giving a coin to the boy.</p>
<p>4. </p>	<p>a) The toy is in the boat.  b) The dog is in the boat.  c) The goat is in the boat.</p>
<p>5. </p>	<p>a) There is a pink pillow on the bed.  b) There is a yellow pillow on the bed.  c) There is a snow white pillow on the bed.</p>

b)  Work in pairs. Cover the sentences. Look at the pictures. Say the sentences.

c)  Work in pairs. Your partner says a sentence. Listen and point to the picture.

10.  Look at the pictures and complete the sentences. Then read them aloud.

Example: 1. *I am running from a goat.*

<p>1. I am running from a _____</p>	
<p>2. Where is the _____?</p>	

3. Wash your hands with



\_\_\_\_\_!

4. He's counting the



\_\_\_\_\_.

5. The boy is wearing a



\_\_\_\_\_

6. There is some



\_\_\_\_\_ on the table.

7. There is white



\_\_\_\_\_ on the trees.



# Unit 11

## Lesson 1: We are having fun in the mountains.

1.  Look at the picture and complete the text. Put the verbs into the correct form.





## In the mountains




We are in the mountains. It's very beautiful here. The sun \_\_\_\_\_. The birds \_\_\_\_\_. All children \_\_\_\_\_. Bakai and Akyl \_\_\_\_\_ in the river. Pasha and Aigerim \_\_\_\_\_ badminton. Akylai \_\_\_\_\_ a picture. Nadyr and Masha \_\_\_\_\_. Beishen \_\_\_\_\_ a book. Daniel \_\_\_\_\_ an apple. Umida is \_\_\_\_\_ photos. Ben \_\_\_\_\_ the guitar.

2. a)  Look at the picture. Ask and answer the questions.

Example: *What is Ben doing? He is playing the guitar.*

1. – What is Ben doing?	– He is playing the guitar.
2. – What are Bakai and Akyl doing?	– They are swimming in the river.
3. – What ____ Akylai ____?	– She _____.
4. – What ____ Pasha and Aigerim _____?	– _____.
5. – ____ Nadyr and Masha _____?	– _____.
6. – ____ Beishen _____?	– _____.
7. – ____ Daniel _____?	– _____.
8. – ____ Umida _____?	– _____.
9. – Is the sun _____?	– Yes, it is.
10. – ____ the birds _____?	– Yes, _____.

b)  Look at the picture. Say what the children are doing.

3.  Look at the picture. Correct the mistakes in the sentences. Write two more sentences.

Example: *Akylai isn't wearing a black skirt. She is wearing blue jeans.*

1. Akylai is wearing a black skirt.
2. Pasha and Masha are making sandwiches.
3. Akyl is swimming with Daniel.
4. Ben is wearing a T-shirt.
5. Umida is carrying her bag.
6. Daniel is eating a red apple.

4.   Write the questions and the short answers.

Example: *Is your father working today? Yes, he is.*

1. your father / work / today / ? Yes, \_\_\_\_\_
2. you / have a good time / on holiday / ? Yes, \_\_\_\_\_
3. your mother / cook dinner / now / ? Yes, \_\_\_\_\_
4. your friends / play football / ? Yes, \_\_\_\_\_
5. your baby sister / sleep / ? Yes, \_\_\_\_\_
6. you / do exercise / ? Yes, \_\_\_\_\_

5.   Complete the dialogue. Write your answers.

Example: *What book are you reading? I'm reading a Harry Potter book.*

1. a. I'm reading a book. b. What book \_\_\_\_\_ ?
2. a. He's cooking dinner. b. What \_\_\_\_\_ ?
3. a. My sister is going on holiday. b. Where \_\_\_\_\_ ?
4. a. We aren't sleeping. b. What \_\_\_\_\_ ?
5. a. My mother isn't at work today. b. What \_\_\_\_\_ ?



2. a)  Listen, repeat and act out.

Listen!  
What?  
Somebody's singing.  
I hear somebody's singing.  
La, la, la, la, la.

Listen!  
What?  
Somebody's laughing.  
I hear somebody's laughing.  
Ha, ha, ha, ha, ha.

Listen!  
What?  
Somebody's giggling.  
I hear somebody's giggling.  
He, he, he, he, he.

Listen!  
What?  
Somebody's crying.  
I hear somebody's crying.  
Boo-hoo, boo-hoo.

Listen!  
What?  
I hear somebody's knocking.  
Somebody's knocking at the door.  
Knock, Knock.

Who's singing?  
She is.  
Who's laughing?  
He is.  
Who's giggling?  
I am.  
Who is crying?  
They are.

b)  Recite and act out.

3.  What are they doing?

Example: *She's singing.*

1.



---

2.



---

3.



\_\_\_\_\_

4.



\_\_\_\_\_

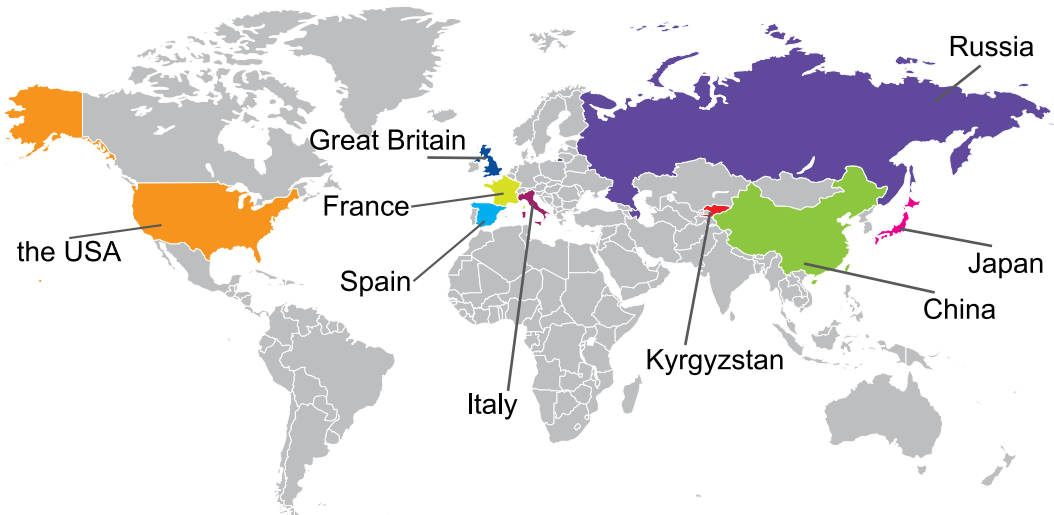
5.



\_\_\_\_\_

4. 🗣️) Look at the countries on the map. What do you think people are doing there at the moment?

Example: *I think people in China are eating rice now and some of them are sleeping. Children in China are doing homework now.*



b) 🏠✎️ Write the names of 5 famous people or your family members. Say what they are doing at the moment.

Example: 1. *Justin Bieber. I think he is singing now.*  
2. ...

## Lesson 3: I'm practicing the piano now.

### I always practice after school.

1.  Read and put the pictures in order.

1.



2.



3.



Akyl and his friends go to the gym twice a week, every Tuesday and Thursday. The boys usually play football. The girls usually play basketball.

It's ten o'clock in the morning and Akyl and his friends are at the gym. They are playing football. Akyl is playing very well. His team is winning.

Akylai and her friends are playing basketball.

Akylai: Hooray! We are winning.

Aigerim: Akylai! Don't kick me!

Teacher: What's the problem, Aigerim?

Aigerim: It's Akylai. She is kicking me!

Akylai: No, I am not! You're pushing me!

Teacher: Stop the game!

2.  Complete the dialogue in your notebook.

Ben: When do you and your friends go to the gym?

Akylai: We go there every 1 ... and 2 ...

Ben: What do you usually do there?

Akylai: Boys usually 3 ... football. We usually 4 ... 5 ...

Ben: What time do you go to the gym?

Akylai: We go there at 6 ...

3.  Are these statements True or False.

Example: 1. *True.*

1. Akyl is playing football.
2. Akylai is playing volleyball.
3. Children go to the gym every Monday, Tuesday and Thursday.
4. Akyl's team is winning.
5. Aigerim is kicking Akylai.
6. Girls are playing football.

I	<u>am</u>	reading <u>ing</u>	<b>now.</b>	I	read <u>  </u>	<b>every day.</b>
He	<u>is</u>	reading <u>ing</u>		He	reads <u>  </u>	
She				It	read <u>  </u>	
It	<u>are</u>	reading <u>ing</u>	We	They	read <u>  </u>	
We			You			
They			You			

4.  Complete the sentences.

Example: *Masha is practicing the piano. She practices the piano every day after school.*

1. Masha \_\_\_\_\_ (practice) the piano. She \_\_\_\_\_ (practice) the piano every day after school.



2. Mary and Norma \_\_\_\_\_ (practice) ballet. They \_\_\_\_\_ (practice) ballet every day after school.





3. Bakai \_\_\_\_\_  
 (practice) tennis. He  
 \_\_\_\_\_ (practice) every  
 day after school.




4. My friend Bob \_\_\_\_\_  
 (practice) football  
 every day after school.  
 He \_\_\_\_\_ (practice)  
 football right now too.



5.   Complete the sentences, using the correct form of the verbs.

Example: Look! Aigerim's playing basketball with her friends now.

- Look! Aigerim.... basketball with her friends now. (play)
- Akyl and his friends .... to the gym every Tuesday. (go)
- Akyl's father .... at 6 o'clock every day. (get up)
- Ben's mother .... her favourite TV program at the moment. (watch)
- We .... English at the moment. (learn)
- My dog usually .... on the floor. (sleep)

	I	am	reading	now.	I	read_	every day.
	He	is	reading		He		
	She		reads		She		
It			It				
We	are	reading	We				
They			read_	They			
You				You			

# Lesson 4: Let's read!

1. Listen and repeat.



2. Listen, repeat and point.

3. Read.








	chair	[ɛə]
	square	
	pear	

4. Read the words.

[ɛə]	 chair	 hair	 pair	
	 square	 hare	 fare	
	 pear	 bear	 wear	 year

5. a)  Look, read and complete the words.

Example: a) I'm 10 years old.

 <p>How old are you?</p>	a) I'm 10 y___ s old.
	b) The girls with long h___ are standing on a p___ of ch___s.
	c) How much is the bus f___?
	d) The big squ___ is on the right.
	e) The h___ can jump well.
	f) The b___ is eating a yellow p___.
	g) She is w___ ing a beautiful dress.

b)  Work in pairs. Cover the sentences. Look at the pictures. Say the sentences.

c)  Work in pairs. Your partner says a sentence. Listen and point to the picture.

6.  Listen, read and say.






### Bear Family


*Bear, bear, bear, bear!  
How many kinds of bears  
are there?*

*Polar bear and grizzly bear,  
Big brown bear with lots of hair!*




7.    Unscramble the words. Then read them aloud.  
Example: 1) chair

 1. hciar	 2. ebra	 3. rhia
 4. rahe	 5. awre	 6. aerp
 7. asegru	 8. eyra	 9. riap


	air are ear	[ɛə]	ch <u>air</u> squ <u>are</u> p <u>ear</u>
---	-------------------	------	---

# Unit 12

## Lesson 1: It's hot today!

1.  Listen, point and repeat.



2.  Look at the picture and answer the questions.

- Who are the people?
- What are they doing?
- Are they happy?



3. a)  Read the dialogue. Why is Ben not happy?

Ben: Hi, Mum. How are you?

Mum: Fine! How are you, Ben? You look sad.

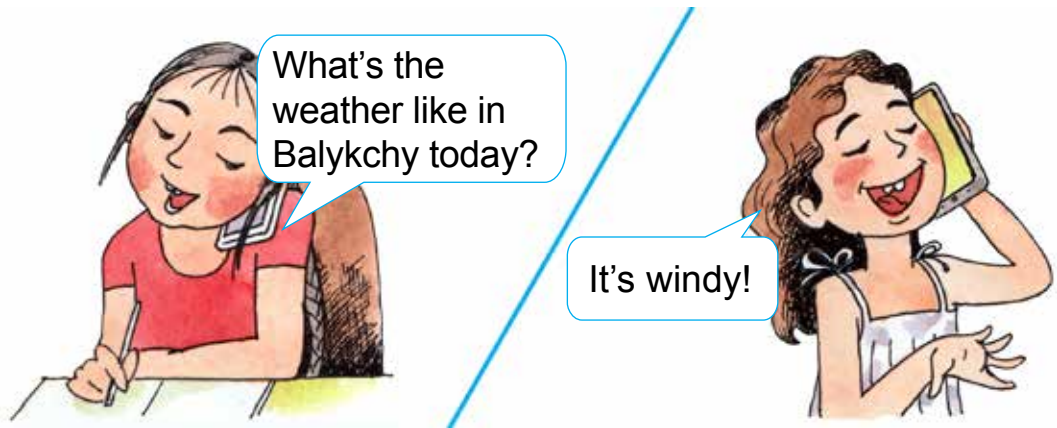
Ben: I'm OK, but it's very sunny and hot here! What's the weather like in London, Mum?

Mum: It's a little cloudy and it's raining today, but it's not cold.








Ben: Oh, I love rain!

b) Read again. What's the weather like in London today?

4.  Look and say.





5. a)  Look at the pictures and write.

 a) It's snowing.	 b) It's _____.	 c) _____.	 d) _____.
 e) _____.	 f) _____.	 g) _____.	

b)  Work in pairs. Point, ask and answer.

What's the weather like?

It's \_\_\_\_\_.

6. a)   Find the weather words. Then match them with the pictures.


Example: 1. *snowing*

1.	2.	U	U	U	V	P	E	L	O	I	O	H	B
		H	O	B	O	O	M	U	Y	I	R	P	V
3.	4.	G	K	Y	A	R	A	I	N	I	N	G	S
		R	I	K	L	C	F	H	S	J	T	G	N
5.	6.	R	S	H	N	T	P	C	U	D	Q	G	O
		Y	P	U	O	C	O	L	D	C	P	E	W
7.		K	V	P	N	J	W	G	R	L	H	R	I
		T	M	Y	M	N	V	R	S	O	M	Y	N
		G	F	N	I	Z	Y	R	Z	U	F	P	G
		H	P	W	I	N	D	Y	O	D	F	U	E
		O	B	J	O	X	P	F	E	Y	H	Z	Q
		T	F	M	M	X	E	Y	W	L	D	K	U

b)   Write about the weather in your place today.


Example: *It's windy and it's raining in ...*

hot, cold, cloudy, sunny, windy,  
raining, snowing

 A: What's the weather like today?  
B: It's hot and sunny.



## Lesson 2: Months and seasons

1.   Listen, point and repeat.

 January	 February	 March	 April
 May	 June	 July	 August
 September	 October	 November	 December

b) What months are ...?

winter	spring	summer	autumn

2.  Complete the sentences.

Example: a) *Spring starts in March.*

- a) Spring starts in \_\_\_\_\_.
- b) The year starts in \_\_\_\_\_.
- c) Summer finishes in \_\_\_\_\_.
- d) Nooruz is in \_\_\_\_\_.
- e) The last month of spring is \_\_\_\_\_.
- f) Children start school in \_\_\_\_\_.
- g) Winter starts in \_\_\_\_\_.
- h) \_\_\_\_\_ is between September and November.
- i) Men's Day is in \_\_\_\_\_.
- j) \_\_\_\_\_ is between March and May.
- k) Summer starts in \_\_\_\_\_.
- l) Autumn finishes in \_\_\_\_\_.
- m) \_\_\_\_\_ is between June and August.
- n) There are \_\_\_\_\_ seasons in a year.



3.  Work in groups. Ask and answer.

When is your birthday?

My birthday is in spring. It's in May.

**in** September / May / July ...

**in** spring / summer / ...

4.   Listen, read and recite.



*Thirty days has September,  
April, June, and November.  
All the rest have thirty-one  
Except February, which stands alone  
With twenty-eight days clear  
And twenty-nine in each leap year.*



5. a)   Find 10 months and write them in your notebook.


H K L W J A N U A R Y K	1. <u>April</u>
A P R I L N Q R C N O J	2. _____
W V D S F E B R U A R Y	3. _____
M F E V Z S W K P O O E	4. _____
T M C Z N Q J P U C B A	5. _____
R L E O I D U Q W T A R	6. _____
A T M M M T N G S O U P	7. _____
F L B A L A E P B B G A	8. _____
U V E N R T Y I D E U J	9. _____
D E R J V C Q Y E R S T	10. _____
P A L P U Y H J A R T Y	
F S E P T E M B E R D K	


b) Write the ten months in exercise 5a) in the correct order. Which two months are missing?

	December	}	winter
	January		
	February		
	March	}	spring
April			
May			
	June	}	summer
	July		
	August		
	September	}	autumn
	October		
	November		

## Lesson 3: Here is the weather ...

1.  Look at the pictures. What's the weather like?



2. a)  Read the texts and match them with the pictures. What season is it?

1.



a) It's nine o'clock in the morning in Naryn. It's very cold outside. It sometimes snows at this time of the year and it is snowing now!

2.



b) We are in Balykchy now. The sky is blue. It's sunny and windy here, but it's not hot.

3.



c) It is real spring in Batken. It's very sunny and hot outside. Don't forget your hats and sunglasses!





4.



d) In Bishkek it's a little cloudy and it's raining. It usually rains in Bishkek at this time of the year.

b)  Read again. Match. Say the sentences.

Example: 1 c) *It's cold and it's snowing in Naryn.*

1. Naryn	2. Balykchy	3. Batken	4. Bishkek
a) 	b) 	c) 	d) 

c)  Look outside the window. Answer the questions.

1. Is it sunny outside the window now?
2. Is it hot or cold today?
3. Is it windy outside today?
4. Are there clouds in the sky?
5. Are the people in the street carrying umbrellas?

3. a)  Read the sentences. What season is it?

*It isn't very cold. It sometimes rains and it can snow. It can be windy. The leaves on the trees are yellow and brown.*



b)  Work in pairs. Speak about one picture. Your partner will guess the season.



4. a)  Listen, read and say.

### Four seasons



*Winter, spring,  
Summer, fall.  
Which do you like  
best of all?*





*Winter's cold.  
Summer's hot.  
Springtime's green,  
And fall is not.*



*I can't decide.  
I like them all.  
Winter, spring,  
Summer, fall.*



 autumn (BrE) = fall (AmE)

b)  Work in pairs. What's your favourite season? Why?

My favourite season is winter because it snows.

I like summer because ...

c)  Recite the poem.




## Lesson 4: Let's read!

1.  Listen and repeat.












2.  Listen, repeat and point.

3.  Read the words.

	<u>ear</u>	[ɪə]
	<u>fire</u>	[aɪə]
	<u>score</u>	[ɔ:]

4.  Read the words.

[ɪə]	 <u>ear</u>	 <u>hear</u>	 <u>beard</u>
[aɪə]	 <u>fire</u>	 <u>tired</u>	 <u>vampire</u>
[ɔ:]	 <u>score</u>	 <u>store</u>	 <u>snore</u>



5. a)  Look and write.

Example: 1) store

a	b	c	d	e	f	g	h	i	j	k	l	m
1	2	3	4	5	6	7	8	9	10	11	12	13
n	o	p	q	r	s	t	u	v	w	x	y	z
14	15	16	17	18	19	20	21	22	23	24	25	26

1) 19 20 15 18 5

\_\_\_\_\_

4) 2 5 1 18 4

\_\_\_\_\_

7) 19 3 15 18 5

\_\_\_\_\_

2) 5 1 18

\_\_\_\_\_

5) 19 14 15 18 5

\_\_\_\_\_

8) 8 5 1 18

\_\_\_\_\_

3) 6 9 18 5

\_\_\_\_\_

6) 20 9 18 5 4










\_\_\_\_\_


9) 22 1 13 16 9 18 5


\_\_\_\_\_

b)  Match the words and the pictures.





Example: store – i)

a) 	b) 	c) 
d) 	e) 	f) 
g) 	h) 	i) 

c)  Work in pairs. Cover the words. Look at the pictures. Say the words.

d)   Work in pairs. Your partner says a word. Listen and point to the picture.

6.  Look and say.

firefighter 	ladder 	tire 	hose 
--	---	---	--

7.   Listen, read and say.

## Firefighters

Firefighters wear big red hats.  
Climb up ladders to save cats.



Ride red trucks with big black tires.





Use big hoses to spray fires.









Run when they hear fire alarms.  
To save people from harm.




8. a)   Write the words in your notebook and match them to the pictures.

Example: *vampire – d)*

vampire	hear	store	fire	snore	beard
a)	b)	c)	d)	e)	f)
					

b)   Find the words that rhyme. Write them in your notebook.  
Read them aloud.

Example: *vampire – fire*

	ear	[ɪə]	<u>hear</u>
	ire	[aɪə]	<u>fire</u>
	ore	[ɔ:]	<u>score</u>

## Stop and check 11–12

### 1. Are the sentences True or False?

Example: 1. *True*. 2...

Hi! My name's Jenny. I like sport. I play tennis every weekend and I watch tennis matches on TV every time there is one! I also play basketball on Fridays. I am not very good at it, so I am working with a trainer. Right now I am looking for information about famous players on the Internet. My sister doesn't like sport. Every weekend she stays home and watches TV! At the moment she is helping our mother to cook dinner in the kitchen.



a. She plays tennis every Saturday and Sunday	True	False
b. She's playing tennis now	True	False
c. She plays basketball every day.	True	False
d. She's using the computer now.	True	False
e. Her sister is watching TV now.	True	False

### 2. Copy the table. Write the words in the correct column.

*now*      *ALWAYS*      *never*      *at the moment*  
*on Mondays*      *sometimes*      *every weekend*      *usually*  
*right now*

Present Simple	Present Continuous
<i>every day</i>	

3.  Write the verbs in the present simple or present continuous.

Example: *I sleep for a long time at the weekend.*

1. I \_\_\_\_\_ for a long time at the weekend. (sleep)
2. At the moment our two cats \_\_\_\_\_. (sleep)
3. I \_\_\_\_\_ computer games every day! (play)
4. I \_\_\_\_\_ outside now because it's raining. (not play)
5. Right now my mum \_\_\_\_\_ a magazine. (read)
6. My dad usually \_\_\_\_\_ a bedtime story to me and my brother. (read)
7. Now we \_\_\_\_\_ our favourite cartoon. (watch)
8. On Sundays we \_\_\_\_\_ TV in the evening. (not watch)

4.  Speak about you.

Every day I \_\_\_\_\_ and \_\_\_\_\_.

Right now I \_\_\_\_\_.

5.  Choose the correct sentence.

Example: 1 – c, 2 – ...

- |  |
|--|
| 1. a) I doing this grammar test right now!<br>b) I do this grammar test right now!<br>c) I'm doing this grammar test right now!                    |
| 2. a) I'm not usually reading books.<br>b) I don't usually read books.<br>c) I'm not usually read books.   |
| 3. a) My parents get up very early every day.<br>b) My parents are getting up very early every day.<br>c) My parents gets up very early every day. |

4. a) My friend play at my house after school on Fridays.  
 b) My friend plays at my house after school on Fridays.  
 c) My friend is playing at my house after school on Fridays.

5. a) Bob doesn't watching TV right now because he is doing his homework.  
 b) Bob doesn't watch TV right now because he is doing his homework.  
 c) Bob isn't watching TV right now because he is doing his homework.

6. a)  Read and match.

Example: a) 3

- a) It's a very hot day. They're going to the beach.  
 b) It's cold and windy but it isn't snowing. They're going to the cinema.  
 c) It's windy and it's raining. She hasn't got her umbrella.  
 d) It's windy today but it's sunny. They're playing outside.  
 e) It's snowing and it's very cold. They're making a snowman.  
 f) It's sunny and hot. They're playing near the lake.

1.



2.



3.



4.



5.



6.



b)   Cover the sentences. Look at the pictures and say the sentences.

7. a)  Listen and put the pictures in order.

b)   Listen, read and say.

1.



2.



3.



4.



*In Antarctica it's snowing,  
But in Kyrgyzstan it's hot.  
In Japan the wind is blowing,  
But in Italy it's not.  
In Brazil the sun is shining,  
And in Spain the sky is blue.  
In Great Britain now it's raining,  
And in France it's raining too.*

5.



6.



7.



8.




c)   Work in pairs. Ask and answer.

What's the weather like in Japan?

It's windy.



8.  Write the months in the correct column. Then read the words.

January February March April May June  
July August September October November December

a) ■	b) ■ ■	c) ■ ■	d) ■ ■ ■	e) ■ ■ ■ ■
				January

9.  Odd one out. Which word in each line has a different vowel?

Example: a) wear

a) score	store	snore	wear
b) ear	hear	hair	beard
c) fare	fire	hair	year
d) beard	bear	pear	chair
e) bear	square	year	vampire
f) hair	hear	hare	chair
g) pair	pear	ear	wear

10.  Read and write the letters *air, ire, ore*.

Jane works in a circus. She rides a bike with one t \_ \_ \_ . She likes her job. She is always happy!

Jane's sister Ann works at a st \_ \_ \_ . She sits on a ch \_ \_ \_ all day. Ann doesn't like her job. She sometimes sleeps, but she never sn \_ \_ \_ s.



# Unit 13

## Round up 1. Grammar and Vocabulary

1.  Write 's, is or has for each sentence below.

Example: 1 – 's

1. This is Tom's mother. \_\_\_\_\_
2. Her name's Bella. \_\_\_\_\_
3. She's got two children. \_\_\_\_\_
4. My brother's at school. \_\_\_\_\_
5. Bob's a footballer from the USA. \_\_\_\_\_
6. Bob's children are at school. \_\_\_\_\_

2. Choose the correct phrase about Donna's family.

Example: *My name's Donna.*

- |  |
|--|
| 1. My name's / names Donna.  |
| 2. I live at / with my parents in a nice flat in London, Great Britain.                |
| 3. I don't / 'm not have a big family: just my mother, father, my/your brother and me. |
| 4. My parents' names is / are David and Anna.  |
| 5. My brother/brother's names / name's Bill.   |
| 6. We also have two cats: his / their names are Bonny and Banny.                       |
| 7. My grandmother's name / names is Iris, and she is / they are 71.                    |

b)  Write about your family.


3.  Put letters in order to complete the sentences.


Example: *People read books.*


a) People read ...	k o b o s	.....
b) People play ...	f a t l o b o l	.....
c) People drink ...	o f f e c e	.....
d) Students study at...	c s o h o l	.....
e) There are 12 ... in a year	n m t o h s	.....
f) I live in a ...	l a f t	.....


4.   Read the text and answer the questions.


Example: *Bob gets up at half past six in the morning.*


On Monday Bob usually gets up at 1.  in the morning.

Next, he brushes his teeth and has a shower at 2. .


Then, he goes to school at 3. .

Bob usually has breakfast at school. Breakfast is at 4. .


Bob usually has lunch at 5. .

After school, Bob goes home at 6.  and does his homework.

After that, he has dinner and watches TV.

Finally, he goes to bed at 7. .

1. What time does Bob get up on Monday?
2. What does Bob do after he gets up?
3. What times does he go to school?
4. When does Bob have breakfast?
5. What does Bob do at home?
6. What time does he go to bed?

5.   **Open the brackets and put the verbs into the correct tense.**


Example: 1. *Two people are cooking dinner on the beach at the moment.*

1. Two people \_\_\_\_\_ (cook) dinner on the beach at the moment.
2. I \_\_\_\_\_ (not do) my homework on Fridays.
3. Mum \_\_\_\_\_ (read) a magazine now.
4. My brother \_\_\_\_\_ (not listen) to the radio, he likes watching TV.
5. Dad \_\_\_\_\_ usually \_\_\_\_\_ (not cook) dinner, my mother \_\_\_\_\_ (cook).
6. Amy \_\_\_\_\_ (not wear) a school uniform today.
7. We \_\_\_\_\_ (not have) fun today.
8. My parents \_\_\_\_\_ (drive) to work now.
9. \_\_\_\_\_ you like \_\_\_\_\_ (watch) films about animals.
10. \_\_\_\_\_ you \_\_\_\_\_ (learn) English? Yes I am.

6.  **Find mistakes and write correct sentences.**

Example: *We're making a cake for Mum's birthday now.*






1. We're make a cake for Mum's birthday now.
2. Every Sunday I'm calling my grandmother.
3. At the moment my sister doesn't studying English.
4. My parents take the dog for a walk right now.
5. My brother is never eating chocolate. He doesn't like it.

7.   Write the words in the correct category.

shirt, dress, sausage, shoes, butter, China,  
 July, thirty, boots, coat, sugar, juice, uniform, fifty, tea,  
 thirteen, cheese, shirt, oil, skirt, Kyrgyzstan, milk, seventy,  
 jacket, Japan, hat, August, noodles, September, bread, bis-  
 cuits, March, autumn, October, Italy, Spain, France, spring,  
 winter, hundred, summer, Russia, December, sixteen, Monday,  
 Sunday, Friday, twenty, Saturday, twelve, Thursday

food and drinks	months, days and seasons	clothes	countries	numbers
		<i>shirt</i>		


8. a)   Write the words from Exercise 7 in the right column.

				
<i>shirt</i>				

b)    Read the words.


## Round up 2. Reading


1. a)  Fill in the gaps in the poem.


Bob gets up at 1 


He never 2  late.

He 3  gets up early.

He never sleeps till 4 

He always drinks his 5  black.

He never uses 6 .

He 7  has a sleepless night.

He 8  has a dream.

b)  Read the poem. Recite it.

2. a)   Read the text and answer the questions

It's a rainy Saturday. It's raining a lot and Mary and her family are spending the afternoon at home . Her uncles are visiting them. Mary and her father are in the living room. Mary is painting a picture and her father, Mr. Harris, is surfing the Internet. They are also talking.

Mary's brother, Peter, is playing computer games in his bedroom. He is a computer fan and he spends a lot of time playing on the computer. His little brother, Jim, is also in the living room. He is reading a book about dogs.



Mary's mother, Mrs. Harris, is in the kitchen preparing lunch for the family. She is making some salads and talking to Mary's uncles – Bob and Tom.

Fluffy, the family cat, is sleeping on the kitchen's sofa. We can't see him in the picture, but he is a true fluffy cat.

1. What day of the week is it?
2. Where is Mary?
3. What is she doing?
4. What is Mr. Harris doing?
5. Is Mrs. Harris preparing lunch in the kitchen?
6. What is Fluffy, the cat, doing?
7. How many people are there in Mary's family?
8. What time of the day is it?

b)  Write 2 more questions. Ask your partner.

c)   Write a few sentences. What is Fluffy thinking about?



## Round up 3. Speaking

### 1. Find someone who...

Name

1. Who has more than two brothers?
2. Who has black coffee for breakfast?
3. Who likes helping about the house?
4. Who plays outside every day after school?
5. Whose parents are working at the moment?
6. Who has a red T-shirt?

---

---

---

---

---

---

### 2. Work in pairs.

1. Say 10 items of clothing you have.
2. Say what food and drinks you have at home.
3. Say three things you like doing.
4. Say three things you don't like doing.
5. Say the 12 months backwards.
6. Say all the days of the week.
7. Say 10 parts of body.
8. Speak about today's weather.
9. Name 9 countries.

### 3. Speak for 30 seconds about...

1. your family
2. your daily routines
3. your best friend

4. 🎲)) Throw a number. Answer the questions.



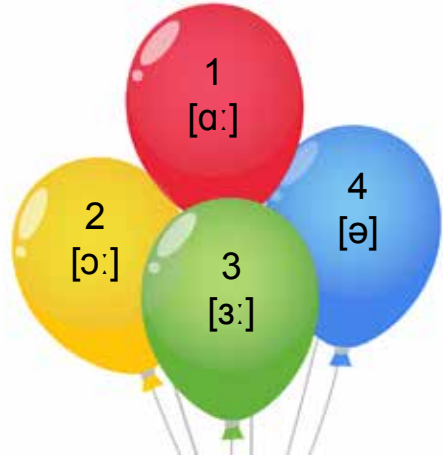
SAY WHAT YOU LIKE DOING	TELL ABOUT YOURSELF	SAY WHAT YOU HAVE GOT IN YOUR WARDROBE	TELL ABOUT YOUR MOTHER	GO FORWARD THREE SQUARES	NAME 10 PARTS OF BODY	<b>START</b>	
THROW AGAIN					<b>FINISH</b>		
GO FORWARD ONE SQUARE	<p><i>How much</i></p> <p><i>do you</i></p> <p><i>remember?</i></p>					SAY WHAT YOU LIKE DOING	
SPEAK FOR 30 SECONDS ABOUT YOUR FAVOURITE MONTH OF THE YEAR						SAY WHAT YOU DON'T LIKE DOING	
SPEAK FOR 30 SECONDS ABOUT THE WEATHER TODAY						THROW AGAIN	
GO BACK THREE SQUARES	COUNT FROM 10-100 BY TENS	SPEAK FOR 1 MINUTE ABOUT Ben Smart	NAME 10 FAMILY MEMBERS	NAME THE 12 MONTHS OF THE YEAR	NAME THE 7 DAYS OF THE WEEK	NAME 10 ITEMS OF CLOTHING	SPEAK FOR 30 SECONDS



## Round up 4. Let's read!

1.   Read the words in the big balloon. Then put them into the correct group.

Example: 1) *arm*, ...



2. a)   Look and write. Read the words aloud.

Example: 1) *knife*

a	b	c	d	e	f	g	h	i	j	k	l	m
1	2	3	4	5	6	7	8	9	10	11	12	13
n	o	p	q	r	s	t	u	v	w	x	y	z
14	15	16	17	18	19	20	21	22	23	24	25	26

1) 11 14 9 6 5

\_\_\_\_\_

4) 8 5 14 16 8 15 14 5 19

\_\_\_\_\_

7) 23 18 9 19 20

\_\_\_\_\_

2) 4 15 12 16 8 9 14

\_\_\_\_\_

5) 6 9 14 7 5 18

\_\_\_\_\_

8) 11 14 5 5

\_\_\_\_\_

3) 23 18 9 20 5 18


\_\_\_\_\_

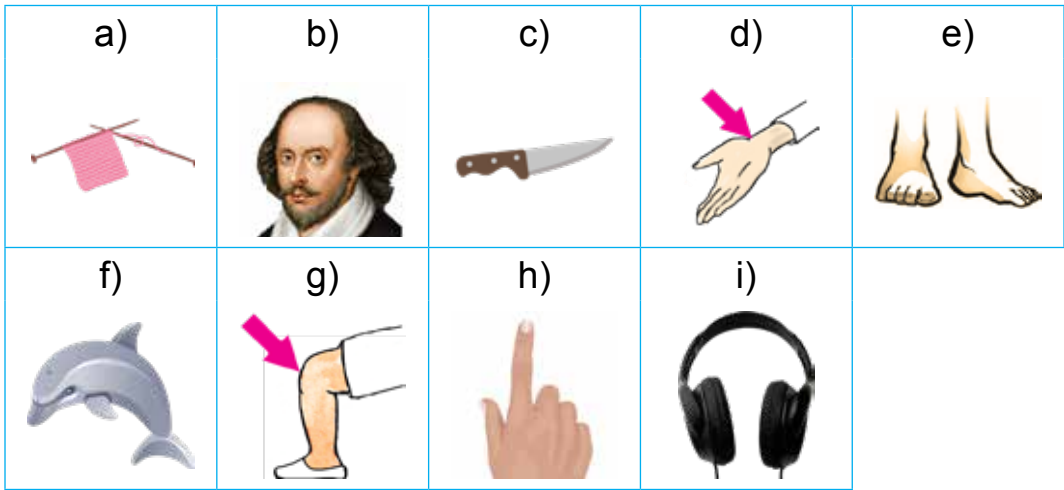
6) 6 5 5 20

\_\_\_\_\_


9) 11 14 9 20

\_\_\_\_\_

b)  Match the words from exercise 2a and the pictures.



Example: *knife* – c)

c)  Work in pairs. Cover the words. Look at the pictures. Say the words.

d)  Work in pairs. Your partner says a word. Listen and point to the picture.

3. a)  Listen, repeat and say.

### The Wheels on the Bus

*The wheels on the bus go round and round,  
Round and round, round and round.  
The wheels on the bus go round and round,  
All around the town!*

*The people on the bus go up and down,  
Up and down, up and down!  
The people on the bus go up and down,  
All around the town!*



b)  Sing the song; follow the teacher with the actions.

4.   Get ready to race through the city! For Connie, write the words with [k].

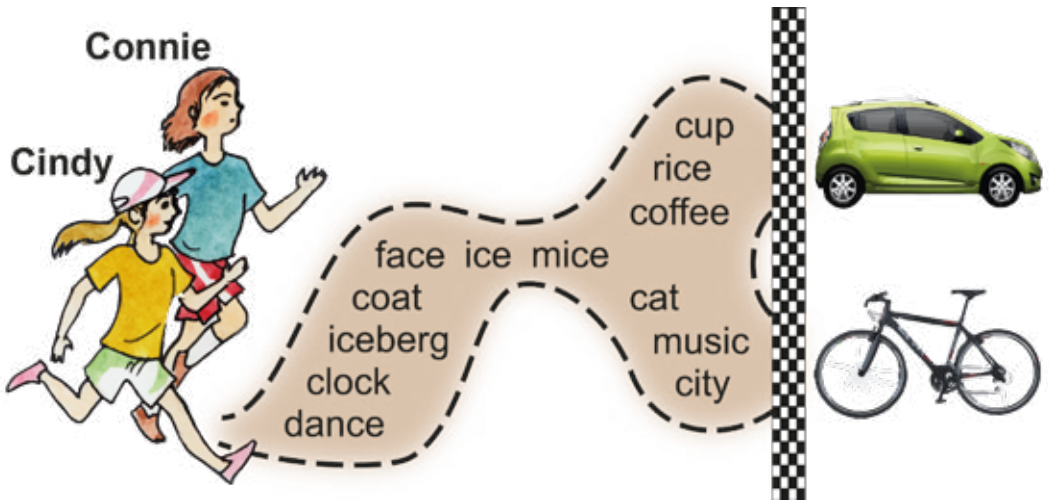
For Cindy, write the words with [s].

Who wins? What is Connie's prize?

What is Cindy's prize?

Example: *Connie: clock*

*Cindy: dance*



5.    Read the text and complete the words with *ay, oy, oa, ow*.



It is a cold winter d \_\_\_. There is white sn \_\_\_ on the trees. Tom likes the sn \_\_\_ and he is happy. He puts on his c \_\_\_ t and goes out to pl \_\_\_. His dog jumps with j \_\_\_. They pl \_\_\_ with the sn \_\_\_ all d \_\_\_. Mum opens the wind \_\_\_ and calls Tom. She has some t \_\_\_ st and hot tea for him.

6.   Find the words have the same vowel?

Example: a) *night – lie*

a)	night	lie	rain	oil
b)	coat	boy	mail	road
c)	rose	toy	pillow	say
d)	point	coin	tail	tie
e)	plane	globe	mice	train
f)	May	toy	wave	nose
g)	joy	wait	pie	coin
h)	pie	tail	spy	toilet

7.    Read the words. Put them into the correct column.

pear pair ear store hare beard fire hair vampire snore chair bear hear square wear score tired			
[ɜə]	[ɪə]	[aɪə]	[ɔ:]
pear			

## Grammar revision

<b>To be</b>		
<p style="text-align: center;"><b>(+)</b></p> <p>I'm = I am            You're = You are            He's = He is            She's = She is            It's = It is</p> <p>We're = We are            You're = You are            They're = They are</p>	<p style="text-align: center;"><b>(-)</b></p> <p>I'm not = I am not            You aren't = You are not            He isn't = He is not            She isn't = She is not            It isn't = It is not</p> <p>We aren't = We are not            You aren't = You are not            They aren't = They are not</p>	
<p style="text-align: center;"><b>(?)</b></p> <p>Am I ... ?            Are you ... ?            Is he ... ?            Is she ... ?            Is it ... ?</p> <p>Are we ... ?            Are you ... ?            Are they ... ?</p>	<p style="text-align: center;"><b>(+)</b></p> <p>Yes, I am.            Yes, you are.            Yes, he is.            Yes, she is.            Yes, it is.</p> <p>Yes, we are.            Yes, you are.            Yes, they are.</p>	<p style="text-align: center;"><b>(-)</b></p> <p>No, I'm not. =            No, I am not.            No, you aren't. =            No, you are not.            No, he isn't. =            No, he is not.            No, she isn't. =            No, she is not.            No, it isn't. =            No, it is not.</p> <p>No, we aren't. =            No, we are not.            No, you aren't. =            No, you are not.            No, they aren't. =            No, they are not.</p>



I – my	
I – my	it – its
you – your	we – our
he – his	you – your
she – her	they – their

Possessive 's
<p>This is John. This is his son. → This is John's son.  This is Ann. This is her car. → This is Ann's car.</p> <p>his cat → Tom's cat  her name → your sister's name</p>

Have / has		
I You We They	have	a friend.
He She It	has	

Present Simple		I / you / we / they		
(+)		(-)		
I You We They	play tennis.	I You We They	don't	play football.

### Yes/ No questions and short answers

Do	I you we they	play tennis?	Yes,	I you we they	do.
			No,		don't.

### Questions with question words

When	do	I you we they	get up?
What			like doing?
Where			live?

### Present Simple

### he / she / it

(+)

(-)

He She	get <u>s</u> up at 8.00.	He She	doesn't	get up at 8.00.
	leave <u>s</u> at 8.00.	It		leave at 8.00.

### Yes/ No questions and short answers

Does	he she it	leave at 8.00?	Yes,	he she it	does.
			No,		doesn't.

### Questions with question words

When	do	he she it	get up?
What			like doing?
Where			live?

**Present Simple используется для выражения регулярных действий. В предложении обычно есть слова every *day, sometimes, never, usually, always.***



























Present Continuous					
(+)			(-)		
I	am	working.	I	'm not	working.
He She It	is		He She It	isn't	
You We They	are		You We They	aren't	

Yes/ No questions and short answers				
Am	I	working?	Yes, I am.	No, I am not.
Is	he she it		Yes, he /she/ it is.	No, he /she/ it isn't.
Are	you we they		Yes, you / we / they are.	No, you / we / they aren't.

Questions with question words			
Why	am	I	working?
	is	he she it	
	are	you we they	

**Present Continuous** используется для выражения действий, которые происходят в момент речи. В предложении обычно есть слова *now, right now, at the moment*.

## Алфавит английского языка

<p><b>Aa</b></p>  <p>[ei]</p>	<p><b>Bb</b></p>  <p>[bi:]</p>	<p><b>Cc</b></p>  <p>[si:]</p>	<p><b>Dd</b></p>  <p>[di:]</p>
<p><b>Ee</b></p>  <p>[i:]</p>	<p><b>Ff</b></p>  <p>[ef]</p>	<p><b>Gg</b></p>  <p>[dʒi:]</p>	<p><b>Hh</b></p>  <p>[eit]</p>
<p><b>Ii</b></p>  <p>[ai]</p>	<p><b>Jj</b></p>  <p>[dʒei]</p>	<p><b>Kk</b></p>  <p>[kei]</p>	<p><b>Ll</b></p>  <p>[el]</p>
<p><b>Mm</b></p>  <p>[em]</p>	<p><b>Nn</b></p>  <p>[en]</p>	<p><b>Oo</b></p>  <p>[ou]</p>	<p><b>Pp</b></p>  <p>[pi:]</p>
<p><b>Qq</b></p>  <p>[kju:]</p>	<p><b>Rr</b></p>  <p>[a:]</p>	<p><b>Ss</b></p>  <p>[es]</p>	<p><b>Tt</b></p>  <p>[ti:]</p>
<p><b>Uu</b></p>  <p>[ju:]</p>	<p><b>Vv</b></p>  <p>[vi:]</p>	<p><b>Ww</b></p>  <p>[ˈdʌblju:]</p>	<p><b>Xx</b></p>  <p>[eks]</p>
<p><b>Yy</b></p>  <p>[wai]</p>	<p><b>Zz</b></p>  <p>[zed]</p>		

## Фонетическая транскрипция

Фонетической транскрипцией называют графическое изображение звуков, каждый из которых пишется в квадратных скобках. В английском языке **44 звука**, а использующийся в языке латинский алфавит насчитывает всего **26 букв**. Именно поэтому одна и та же буква может иметь несколько вариантов звучания, в зависимости от положения в слове. Ниже приведены графические знаки для отображения звуков английского языка.

Consonants					
p	pen	[pen]	s	so	[səʊ]
b	bad	[bæd]	z	zoo	[zu:]
t	tea	[ti:]	ʃ	shoe	[ʃu:]
d	did	[did]	ʒ	vision	[ˈvɪʒn]
k	cat	[kæt]	h	hat	[hæt]
g	got	[gɒt]	m	man	[mæn]
tʃ	chain	[tʃeɪn]	n	no	[nəʊ]
dʒ	jam	[dʒæm]	ŋ	sing	[sɪŋ]
f	fall	[fɔ:l]	l	let	[leg]
v	van	[væn]	r	red	[red]
θ	thin	[θɪn]	j	yes	[jes]
ð	this	[ðɪs]	w	wet	[wet]

Vowels and diphthongs					
i:	see	[si:]	ʌ	cup	[kʌp]
i	happy	[ˈhæpi]	ɜ:	bird	[bɜ:d]
ɪ	sit	[sɪt]	ə	about	[əˈbaʊt]
e	ten	[ten]	eɪ	say	[seɪ]
æ	cat	[kæt]	əʊ	go	[gəʊ]
a:	father	[ˈfɑ:ðə(r)]	aɪ	five	[faɪv]
ɒ	got	[gɒt]	aʊ	now	[naʊ]
ɔ:	saw	[sɔ:]	ɔɪ	boy	[bɔɪ]
ʊ	put	[pʊt]	ɪə	near	[nɪə(r)]
u	actual	[ˈæktʃuəl]	eə	hair	[heə(r)]
u:	too	[tu:]	ʊə	pure	[pjʊə(r)]

## АНГЛО-РУССКИЙ СЛОВАРЬ

### Условные сокращения:

**adj.** – **adjective** – прилагательное

**adv.** – **adverb** – наречие

**conj.** – **conjunction** – союз

**interj.** – **interjection** – междометие

**n.** – **noun** – существительное

**prep.** – **preposition** – предлог

**pron.** – **pronoun** – местоимение

**v.** – **verb** – глагол

### А

**a** [eɪ] – артикль неопределенный

**about** [ə'baʊt] **adv.** – кругом, вокруг; около; **prep.** – о, об, относительно

**actor** ['æktə] **n.** – актер

**actress** ['æktres] **n.** – актриса

**alphabet** ['ælfəbet] **n.** – алфавит; азбука

**always** ['ɔ:lweɪz] **adv.** – всегда, неизменно

**am** [æm] **v.** – 1-е л. ед. ч. наст. врем. гл. to be

**an** [æn] – артикль неопределенный перед словами, нач. с гласн. звука

**and** [ænd] **conj.** – и; с; а,

**animal** ['ænim(ə)] **n.** – животное; зверь

**annoy** [ə'nɔɪ] **v.** – раздражать, сердить, злить

**another** [ə'nʌðə] **pron.** – другой; еще один

**answer** ['ɑ:n(t)sə] **n.** – ответ; **v.** – отвечать

**any** ['eni] **pron.** – какой-нибудь; любой

**anything** ['eniθɪŋ] **pron.** – что-нибудь; что угодно

**April** ['eɪpr(ə)] **n.** – апрель

**appearance** [ə'piə(ə)n(t)s] **n.** – внешний вид, наружность

**apple** ['æp(ə)] **n.** – яблоко

**are** [ɑ:(r)] **v.** – мн. ч. наст. врем. гл. to be (используется с

местоимениями we, you, they)

**arm** [ɑ:m] **n.** – рука (от кисти до плеча)

**around** [ə'raʊnd] **adv.** – кругом, вокруг; поблизости; **prep.** – вокруг, по

**ask** [ɑ:sk] **v.** – спрашивать

**at** [æt] **prep.** – около, у; в, на

**August** [ɔ:'gʌst] **n.** – август

**aunt** [ɑ:nt] **n.** – тетья

**autumn** ['ɔ:təm] **n.** – осень (время года)

### В

**baby** ['beɪbɪ] **n.** – ребёнок, младенец; детёныш (животного)

**bad** [bæd] **adj.** – плохой, испорченный

**bag** [bæg] **n.** – сумка, пакет

**bake** [beɪk] **v.** – печь, выпекать

**ball** [bɔ:l] **n.** – шар; клубок, мяч

**balloon** [bə'lu:n] **n.** – надувной шар, воздушный шарик

**banana** [bə'nɑ:nə] **n.** – банан

**basketball** ['bɑ:skɪtbɔ:l] **n.** – баскетбол

**be** [bi:] (в наст. врем.: am, is, are) **v.** – быть, существовать; находиться

**beach** [bi:tʃ] n. – пляж, (морской) берег  
**bean** [bi:n] n. – боб; фасоль  
**bear** [bɛə] n. – медведь  
**beard** [biəd] n. – борода  
**beautiful** ['bjʊ:təf(ə)] adj. – красивый, привлекательный  
**because** [bi'kɔ:z] conj. – потому что, так как  
**become** [br'kʌm] v. – становиться, делаться  
**bee** [bi:] n. – пчела  
**bed** [bed] n. – кровать  
**bell** [bel] n. – колокол; колокольчик, звонок  
**bicycle** ['baɪsɪkl] n. – велосипед  
**big** [bɪg] adj. – большой  
**bike** [baɪk] n. – велосипед, мотоцикл  
**bird** [bɜ:d] n. – птица  
**biscuit** ['bɪskɪt] n. – печенье  
**black** [blæk] adj. – черный  
**blow** [bləʊ] v. – дуть; раздувать  
**blackboard** ['blækbɔ:d] n. – классная доска  
**blouse** [blaʊz] n. – блузка, кофточка  
**blue** [blu:] adj. – синий, голубой  
**boat** [bəʊt] n. – лодка  
**body** ['bɒdɪ] n. – тело, туловище  
**boil** [bɔɪl] v. – кипятить, варить  
**book** [bʊk] n. – книга  
**boot** [bu:t] n. – ботинок, сапог  
**bowl** [bəʊl] n. – миска, тарелка  
**box** [bɒks] n. – коробка, ящик  
**boy** [bɔɪ] n. – мальчик, парень  
**bread** [bred] n. – хлеб  
**breakfast** ['brekfəst] n. – завтрак  
**brown** [braʊn] adj. – коричневый  
**bring** [brɪŋ] v. – приносить; приводить; привозить

**brother** ['brʌðə] n. – брат  
**bug** [bʌg] n. – букашка, мелкое насекомое; жук  
**builder** ['bɪldə] n. – строитель  
**bull** [bul] n. – бык  
**burger** ['bɜ:gə] n. – гамбургер  
**businessman** ['bɪznɪsmæn] n. – бизнесмен, деловой человек  
**businesswoman** ['bɪznɪswʊmən] n. – женщина бизнесмен, деловая женщина  
**but** [bʌt] adv. – только, лишь; prep. – кроме; conj. – но, а  
**butter** ['bʌtə] n. – сливочное масло  
**bye** [baɪ] interj. – пока!

## С

**cabbage** ['kæbɪdʒ] n. – капуста  
**cake** [keɪk] n. – пирожное; торт  
**call** [kɔ:l] v. – звать  
**can** [kæn] v. – мочь; уметь  
**candy** ['kændɪ] n. – леденец; конфета  
**capital** ['kæpɪtəl] n. – столица  
**car** [kɑ:] n. – автомобиль, машина  
**carrot** ['kærət] n. – морковь  
**carton** ['kɑ:t(ə)n] n. – картонная коробка, тетрапакет  
**cat** [kæt] n. – кот, кошка  
**chair** [tʃɛə] n. – стул, кресло  
**chance** [tʃɑ:n(t)s] n. – случай; возможность, шанс  
**change** [tʃeɪndʒ] n. – изменение, перемена; мелочь, сдача; v. – менять(ся), изменять(ся), разминивать  
**check** [tʃek] n. – проверка, контроль; v. – проверять, контролировать  
**cheese** [tʃi:z] n. – сыр



**cherry** [ˈtʃeri] n. – вишня; черешня  
**chick** [tʃɪk] n. – цыплёнок  
**China** [ˈtʃaɪnə] n. – Китай  
**choose** [tʃuːz] v. – выбирать  
**cinema** [ˈsɪnəmə] n. – кино, кинотеатр  
**circle** [ˈsɜːkl] n. – круг; v. – окружать  
**city** [ˈsɪti] n. – город  
**classroom** [ˈklɑːsrʊm] n. – класс, классная комната  
**climb** [klaɪm] v. – взбираться, влезать, подниматься  
**clock** [klɒk] n. – часы (настенные, настольные, башенные)  
**cloud** [klaʊd] n. – облако; туча  
**cloudy** [ˈklaʊdi] adj. – облачный  
**clown** [klaʊn] n. – клоун  
**close** [kləʊz] v. – закрывать(ся)  
**coat** [kəʊt] n. – пальто, пиджак, куртка  
**Coke** [kəʊk] n. – (сокр. от Coca – Cola) Кока – кола  
**coffee** [ˈkɒfi] n. – кофе  
**coin** [kɔɪn] n. – монета  
**cold** [kəʊld] adj. – холодный  
**come** [kʌm] v. – приходить, приезжать  
**complete** [kəmˈpli:t] v. – завершать, заканчивать  
**computer** [kəmˈpjʊ:tə] n. – компьютер  
**cook** [kʊk] n. – повар; v. – готовить  
**cookie** [ˈkʊki] n. – печенье  
**corn** [kɔːn] n. – зерно, зёрнышко, кукуруза  
**country** [ˈkʌntri] n. – страна  
**cousin** [ˈkʌz(ə)n] n. – двоюродный брат/сестра, кузен  
**cover** [ˈkʌvə] n. – крышка; обложка; укрытие; v. – покрывать, прикрывать

**cow** [kau] n. – корова  
**cowboy** [ˈkaʊbɔɪ] n. – ковбой  
**cream** [kri:m] n. – сливки, крем  
**cross** [krɒs] n. – крест; v. – пересекать; переходить; скрещивать  
**crown** [kraʊn] n. – корона  
**cry** [kraɪ] n. – крик; плач; v. – кричать; плакать  
**cucumber** [ˈkjuːkʌmbə] n. – огурец  
**cup** [kʌp] n. – чашка  
**curly** [ˈkɜːli] adj. – кудрявый; вьющийся; волнистый (о волосах)  
**cute** [kju:t] adj. – привлекательный, притягательный, прелестный

## D

**dance** [dɑːn(t)s] n. – танец; v. – танцевать  
**dangerous** [ˈdeɪndʒ(ə)rəs] adj. – опасный; рискованный  
**December** [diˈsembə] n. – декабрь  
**deep** [di:p] adj. – глубокий; adv. – глубоко  
**desk** [desk] n. – письменный стол; парта  
**dinner** [ˈdɪnə] n. – обед  
**dislike** [dɪˈslaɪk] v. – испытывать неприязнь, не любить  
**dish** [dɪʃ] n. – блюдо; блюдо, кушанье  
**do** [duː] v. – делать; действовать  
**doctor** [ˈdɒktə] n. – врач, доктор  
**dog** [dɒg] n. – собака  
**dolphin** [ˈdɒlfɪn] n. – дельфин  
**doll** [dɒl] n. – кукла  
**donkey** [ˈdɒŋki] n. – осёл, ослица  
**door** [dɔː] n. – дверь  
**down** [daʊn] adv. – вниз  
**draw** [drɔː] v. – чертить, рисовать  
**dress** [dres] n. – платье, одежда

**drink** [drɪŋk] v. – пить; выпивать  
**drive** [draɪv] v. – ехать; управлять  
(автомобилем)  
**driver** ['draɪvə] n. – водитель  
**duck** [dʌk] n. – утка

## E

**ear** [ɪə] n. – ухо  
**eat** [i:t] v. – есть, питаться  
**egg** [eg] n. – яйцо  
**elephant** ['elɪfənt], ['eləfənt] n. – слон  
**English** ['ɪŋɡlɪʃ] n. – английский язык;  
adj. – английский  
**eraser** ['ɪreɪzə] n. – ластик, резинка  
**eye** [aɪ] n. – глаз

## F

**face** [feɪs] n. – лицо  
**fan** [fæn] n. – вентилятор;  
болельщик, фанат; почитатель,  
любитель  
**fare** [fɛə] n. – стоимость проезда или  
провоза багажа, тариф, плата  
за проезд  
**farm** [fɑ:m] n. – ферма, крестьянское  
хозяйство  
**farmer** ['fɑ:mə] n. – фермер  
**fast** [fɑ:st] adj. – быстрый; adv. –  
быстро;  
**fat** [fæt] adj. – толстый, упитанный  
**father** ['fɑ:ðə] n. – отец  
**February** ['febru(ə)rɪ] n. – февраль  
**feel** [fi:l] v. – чувствовать; ощущать,  
трогать  
**feet** [fi:t] n. – ступни  
**fill** [fɪl] v. – наполнять(ся);  
заполнять(ся)  
**finger** ['fɪŋɡə] n. – палец руки  
**finish** ['fɪnɪʃ] n. – окончание; v. –  
заканчивать(ся), кончать(ся)

**fire** [faɪə] n. – огонь, пламя  
**firefighter** ['faɪə,faɪtə] n. – пожарный,  
пожарник  
**fish** [fɪʃ] n. – рыба  
**five** [faɪv] – пять  
**flag** [flæɡ] n. – флаг  
**flower** ['flaʊə] n. – цветок  
**fly** [flaɪ] v. – лететь, летать  
**fog** [fɒɡ] n. – туман  
**food** [fu:d] n. – пища, еда, корм  
**foot** [fʊt] n. – ступня  
**football** ['fʊtbɔ:l] n. – футбол  
**fork** [fɔ:k] n. – вилка  
**four** [fɔ:] – четыре;  
**fox** [fɒks] n. – лиса, лисица  
**France** [frɑ:n(t)s] n. – Франция  
**Friday** ['fraɪdeɪ] n. – пятница  
**friend** [frend] n. – друг, подруга  
**frog** [frɒɡ] n. – лягушка  
**fruit** [fru:t] n. – плод, фрукт

## G

**game** [geɪm] n. – игра; v. – играть  
**get** [get] v. – получать; брать;  
приобретать; достигать  
**girl** [gɜ:l] n. – девочка, девушка  
**give** [ɡɪv] v. – давать  
**glass** [glɑ:s] n. – стекло; стакан,  
бокал; (glasses) очки  
**glue** [ɡlu:] n. – клей  
**globe** [gləʊb] n. – планета  
**go** [ɡəʊ] v. – идти, ехать; уходить,  
уезжать  
**goat** [ɡəʊt] n. – козёл; коза  
**good** [ɡʊd] adj. – хороший  
**goose** [ɡu:s] n. – гусь; гусыня  
**gram** [græm] n. – грамм  
**grandfather** ['græn(d),fɑ:ðə] n. –  
дедушка

**grandmother** ['græɪn(d)mlðə] n. –

бабушка

**grape** [greɪp] n. – виноградаина;

(grapes) виноград

**Great Britain** [,greɪt'brɪt(ə)n] n. –

Великобритания

**green** [grɪ:n] adj. – зелёный,

зелёного цвета

**grey** [greɪ] adj. – серый; пасмурный,

сумрачный, мрачный

**ground** [graʊnd] n. – земля

## Н

**half** [hɑ:f] n. – половина

**hair** [heə] n. – волосы

**hand** [hænd] n. – рука

**handsome** ['hæɪn(d)səm] adj. –

красивый, статный (о мужчине)

**hardworking** ['hɑ:d,wɜ:kɪŋ] adj. –

прилежный, работающий,

трудолюбивый

**hare** [heə] n. – заяц

**hat** [hæt] n. – шляпа, шляпка; шапка;

головной убор

**have** [hæv] v. – иметь; получать

**he** [hi:] pron. – он

**headphones** ['hedfəʊnz] n. –

наушники

**hear** [hɪə] v. – слышать, услышать

**heavy** ['hevi] adj. – тяжёлый,

крупный, массивный

**hello** ['he'ləʊ] interj. – привет!

**help** [help] v. – помогать

**hen** [hen] n. – курица

**here** [hɪə] adv. – здесь, тут; сюда

**hi** [haɪ] interj. – здорово!, привет!

**high** [haɪ] adj. – высокий; высший

**his** [hɪz] pron. – его

**hill** [hɪl] n. – возвышение,

возвышенность, холм

**home** [həʊm] n. – дом; adj. –

домашний

**horse** [hɔ:s] n. – конь, лошадь

**hot** [hɒt] adj. – горячий, жаркий

**house** [haus] n. – дом

**hunt** [hʌnt] v. – охотиться (обычно

с гончими); ловить (кого –л.);

принимать участие в охоте

**husband** ['hʌzbənd] n. – муж, супруг

## I

**I** [aɪ] pron. – я

**ice** [aɪs] n. – лёд

**iceberg** ['aɪsbɜ:g] n. – айсберг

**ice-cream** [aɪs'kri:m] n. – мороженое

**idea** [aɪ'diə] n. – идея, мысль

**in** [ɪn] prep. – в

**insect** ['ɪnsekt] n. – насекомое

**is** [ɪz] v. – 3-е л. ед. ч. наст. врем.

гл. to be (используется с

местоимениями he, she, it)

**it** [ɪt] pron. – он, она, оно

**Italy** ['ɪt(ə)lɪ] n. – Италия

## J

**jacket** ['dʒæktɪ] n. – куртка, пиджак,

жакет

**January** ['dʒænjʊ(ə)rɪ] n. – январь

**Japan** [dʒə'pæɪn] n. – Япония

**jar** [dʒɑ:] n. – банка; кувшин

**job** [dʒɒb] n. – работа; дело

**jet** [dʒet] n. – реактивный самолёт

**jeep** [dʒi:p] n. – джип

**joy** [dʒɔɪ] n. – радость, счастье;

восторг

**jug** [dʒʌg] n. – кувшин

**juice** [dʒu:s] n. – сок

**July** [dʒu'laɪ] n. – июль

**June** [dʒu:n] n. – июнь

## К

- kilo** [ki:ləu] n. – килограмм  
**kind** [kaɪnd] n. – сорт, вид; adj. – добрый, любезный  
**kiss** [kɪs] n. – поцелуй; v. – целовать(ся)  
**kite** [kaɪt] n. – воздушный змей  
**king** [kɪŋ] n. – король; царь; монарх  
**knee** [ni:] n. – колено  
**knife** [naɪf] n. – нож  
**knit** [nɪt] v. – вязать  
**knock** [nɒk] v. – стучать, барабанить  
**knot** [nɒt] n. – узел, узелок  
**know** [nəu] v. – знать  
**Kyrgyzstan** [ˌkɜ:ɡɪ'stɑ:n] n. – Кыргызстан

## L

- lake** [leɪk] n. – озеро  
**lazy** ['leɪzi] adj. – ленивый  
**leaf** [li:f] n. – лист; листва  
**left** [left] adj. – левый  
**leg** [leg] n. – нога (от ступни до бедра)  
**lemon** ['lemən] n. – лимон  
**let's (let us)** – давай(те)  
**letter** ['letə] n. – буква; письмо  
**lie** [laɪ] v. – лежать  
**light** [laɪt] adj. – легкий; n. – свет; освещение  
**like** [laɪk] v. – любить, нравиться  
**listen** ['lɪs(ə)n] v. – слушать  
**litre** ['li:tə] n. – литр  
**little** ['lɪtl] adj. – маленький  
**live** [lɪv] v. – жить  
**loaf** [ləʊf] n. – буханка, булка, батон  
**log** [lɒg] n. – бревно; колода  
**long** [lɒŋ] adj. – длинный; долгий; adv. – долго; давно  
**look** [lʊk] n. – взгляд; v. – смотреть; выгладеть

## M

- mail** [meɪl] n. – почта, почтовая корреспонденция  
**make** [meɪk] v. – делать, производить; совершать  
**man** [mæn] (мн. ч. – **men**) n. – человек, мужчина  
**manager** ['mænɪdʒə] n. – менеджер, администратор  
**many** ['meni] n. – многие, множество; adj. – многие, много  
**March** [mɑ:tʃ] n. – март  
**marker** ['mɑ:kə] n. – маркер  
**mat** [mæt] n. – половик, коврик  
**match** [mætʃ] v. – приводить в соответствие, согласовывать  
**May** [meɪ] n. – май  
**meat** [mi:t] n. – мясо  
**meet** [mi:t] v. – встречать  
**milk** [mɪlk] n. – молоко  
**minute** ['mɪnɪt] n. – минута  
**Monday** ['mʌndeɪ] n. – понедельник  
**month** [mʌnθ] n. – месяц  
**moon** [mu:n] n. – луна  
**mountain** ['maʊntɪn] n. – гора  
**mouse** [maʊs] (мн. ч. – **mice**) n. – мышь  
**mouth** [maʊθ] n. – рот  
**mother** ['mʌðə] n. – мать  
**mug** [mʌg] n. – кружка  
**music** ['mju:zɪk] n. – музыка  
**my** [maɪ] pron. – мой

## N

- name** [neɪm] n. – имя; название; v. – называть  
**neck** [nek] n. – шея  
**net** [net] n. – сеть  
**never** ['nevə] adv. – никогда  
**nice** [naɪs] adj. – хороший; милый  
**night** [naɪt] n. – ночь; вечер

**nine** [naɪn] – девять (число)  
**no** [nəʊ] part. – нет; adv. – не  
**noodle** [ˈnuːdl] n. – лапша  
**nose** [nəʊz] n. – нос  
**not** [nɒt] adv. – не, нет; ни  
**notebook** [ˈnəʊtbʊk] n. – записная книжка; тетрадь  
**November** [nəʊvembə] n. – ноябрь  
**number** [ˈnʌmbə] n. – число, количество; номер  
**nurse** [nɜːs] n. – медицинская сестра

## О

**October** [ɒkˈtəʊbə] n. – октябрь  
**o'clock** [əˈklɒk] adv. – по часам (используется для обозначения времени без указания минут)  
**of** [ɒv] prep. – из, от, о, об  
**officer** [ˈɒfɪsə] n. – офицер  
**oil** [ɔɪl] n. – растительное масло  
**old** [əʊld] adj. – старый  
**on** [ɒn] prep. – на  
**once** [wʌn(t)s] adv. – однажды, когда –то; (один) раз  
**one** [wʌn] n. – один, единица; adj. – один, единственный; pron. – некто  
**onion** [ˈlɒnjən] n. – репчатый лук  
**open** [ˈəʊp(ə)n] adj. – открытый; v. – открывать(ся)  
**orange** [ˈɒrɪndʒ] n. – апельсин, adj. – оранжевый  
**or** [ɔː] conj. – или  
**order** [ˈɔːdə] n. – порядок

## Р

**package** [ˈpækɪdʒ] n. – пакет, свёрток; пачка  
**pair** [peə] n. – пара (одинаковых предметов); пара, двое, две, оба, обе (о людях)

**paper** [ˈpeɪpə] n. – бумага; лист бумаги, клочок бумаги  
**pay** [peɪ] v. – платить  
**peach** [piːtʃ] n. – персик  
**pear** [peə] n. – груша  
**pen** [pen] n. – шариковая ручка  
**pencil** [ˈpen(t)s(ə)] n. – карандаш  
**pencil case** n. – пенал  
**people** [ˈpiːpl] n. – люди; население; жители  
**pepper** [ˈpepə] n. – перец  
**perfume** [ˈpɜːfjuːm] n. – духи  
**person** [ˈpɜːs(ə)n] n. – человек  
**pet** [pet] n. – любимое домашнее животное  
**phone** [fəʊn] n. – телефон  
**photo** [ˈfəʊtəʊ] n. – фотография, снимок  
**piano** [piˈæneɪ] n. – фортепьяно  
**picture** [ˈpɪktʃə] n. – картина; изображение  
**pie** [paɪ] n. – пирог; пирожок  
**pig** [pɪg] n. – свинья  
**pillow** [ˈpɪləʊ] n. – подушка  
**pine** [paɪn] n. – сосна  
**pink** [pɪŋk] adj. – розовый  
**plan** [plæn] n. – план; проект  
**plane** [pleɪn] n. – самолёт  
**plate** [pleɪt] n. – тарелка, блюдце, блюдо  
**play** [pleɪ] n. – игра; пьеса; v. – играть  
**plum** [plʌm] n. – слива  
**point** [pɔɪnt] v. – указывать на  
**police** [pəˈliːs] n. – полиция  
**pool** [puːl] n. – (плавательный) бассейн, лужа; лужица; прудок; озерцо  
**potato** [pəˈteɪtəʊ] n. – картофелина, картошина

**pretty** ['prɪtɪ] adj. – хорошенький, приятный  
**purple** ['pɜ:pl] adj. – фиолетовый  
**put** [pʊt] v. – класть, положить

## Q

**queen** [kwi:n] n. – королева  
**question** ['kwɛstʃən] n. – вопрос; v. – расспрашивать

## R

**rabbit** ['ræbɪt] n. – кролик  
**rain** [reɪn] n. – дождь  
**rainy** ['reɪnɪ] adj. – дождливый  
**rat** [ræt] n. – крыса  
**read** [ri:d] v. – читать  
**ready** ['redi] adj. – готовый  
**red** [red] adj. – красный  
**remember** [rɪ'membə] v. – помнить, вспоминать  
**ride** [raɪd] v. – кататься, ездить верхом  
**right** [raɪt] adj. – правый; правильный, верный, точный  
**rice** [raɪs] n. – рис  
**ring** [rɪŋ] n. – кольцо; круг  
**road** [rəʊd] n. – дорога, путь, шоссе  
**robe** [rəʊb] n. – халат  
**rock** [rɒk] n. – скала, утёс; камень, булыжник  
**room** [ru:m] n. – комната  
**root** [ru:t] n. – корень  
**rooster** ['ru:stə] n. – петух  
**rope** [rəʊp] n. – канат; верёвка  
**rose** [rəʊz] n. – роза  
**round** [raʊnd] adj. – круглый  
**ruler** ['ru:lə] n. – линейка  
**run** [rʌn] v. – бежать; двигаться  
**Russia** ['rʌʃə] n. – Россия

## S

**sack** [sæk] n. – мешок  
**salt** [sɔ:lt] n. – соль  
**same** [seɪm] adj. – тот же самый  
**Saturday** ['sætədeɪ] n. – суббота  
**sausage** ['sɔ:sɪdʒ] n. – колбаса, сосиска  
**say** [seɪ] v. – говорить, сказать  
**schoolbag** ['sku:l bæg] n. – портфель  
**score** [skɔ:] n. – счёт очков (в игре)  
**sea** [si:] n. – море  
**season** ['si:z(ə)n] n. – время года  
**seat** [si:t] n. – сиденье; место  
**see** [si:] v. – видеть, смотреть  
**seed** [si:d] n. – семя; семечко  
**seller** ['selə] n. – продавец, торговец  
**September** [sep'tembə] n. – сентябрь  
**sharpener** ['ʃɑ:p(ə)nə] n. – точилка; машинка для заточки карандашей  
**she** [ʃi:] pron. – она  
**sheep** [ʃi:p] n. – овца  
**shine** [ʃaɪn] v. – светить, сиять, озарять  
**ship** [ʃɪp] n. – корабль, судно  
**shirt** [ʃɜ:t] n. – рубашка  
**shoe** [ʃu:] n. – туфля  
**short** [ʃɔ:t] adj. – короткий; низкий  
**shoulder** ['ʃəʊldə] n. – плечо  
**sing** [sɪŋ] v. – петь, напевать  
**sit** [sɪt] v. – сидеть; заседать  
**sister** ['sɪstə] n. – сестра  
**six** [sɪks] – шесть  
**skate** [skeɪt] v. – кататься, бегать на коньках  
**skirt** [skɜ:t] n. – юбка  
**sky** [skaɪ] n. – небо  
**sleep** [sli:p] v. – спать  
**slim** [slɪm] adj. – стройный, тонкий, худой

**small** [smɔ:l] adj. – маленький  
**snail** [sneɪl] n. – улитка  
**snake** [sneɪk] n. – змея  
**snore** [snɔ:] v. – храпеть (во сне)  
**snow** [snəu] n. – снег; v. – идти (о снеге)  
**soap** [səʊp] n. – мыло  
**sock** [sɒk] n. – носок  
**some** [sʌm] pron. – несколько, некоторые  
**sometimes** ['sʌmtaɪmz] adv. – иногда  
**song** [sɒŋ] n. – песня  
**sorry** ['sɔ:ɪ] adj. – огорченный, сожалеющий  
**sound** [saʊnd] n. – звук  
**Spain** [speɪn] n. – Испания  
**speak** [spi:k] v. – говорить, разговаривать  
**spell** [spel] v. – писать или произносить (слово) по буквам  
**sporty** ['spɔ:ti] adj. – спортивный, спортивного вида  
**spring** [sprɪŋ] n. – весна  
**spy** [spaɪ] n. – шпион; v. – заметить, найти, обнаружить, разглядеть, увидеть  
**square** [skwɛə] n. – квадрат (геометрическая фигура)  
**stand** [stænd] v. – стоять; ставить; терпеть  
**star** [stɑ:] n. – звезда  
**start** [stɑ:t] n. – начало; v. – начинать(ся)  
**stone** [stəʊn] n. – камень  
**stop** [stɒp] n. – остановка; v. – останавливать(ся)  
**store** [stɔ:] n. – магазин  
**stork** [stɔ:k] n. – аист  
**student** ['st(j)u:d(ə)nt] n. – студент, студентка; учащийся

**sugar** ['ʃʊgə] n. – сахар  
**summer** ['sʌmə] n. – лето  
**Sunday** ['sʌndeɪ] n. – воскресенье  
**sunny** ['sʌni] adj. – солнечный  
**sweater** ['swetə] n. – свитер  
**sweet** [swi:t] n. – конфета, карамель, леденец  
**swim** [swɪm] n. – плавать, плыть; переплывать

## T

**table** ['teɪbl] n. – стол  
**tail** [teɪl] n. – хвост  
**talk** [tɔ:k] n. – разговор; v. – говорить  
**tall** [tɔ:l] adj. – высокий  
**tea** [ti:] n. – чай  
**teacher** ['ti:tʃə] n. – учитель, учительница; преподаватель, преподавательница  
**teeth** [ti:θ] n. – зубы  
**tell** [tel] v. – говорить, сказать; рассказывать;  
**ten** [ten] – десять  
**tennis** ['tenɪs] n. – теннис  
**the** [ðə] – артикль определенный  
**their** [ðeə] pron. – их  
**there** [ðeə] adv. – там, туда  
**these** [ði:z] (мн. ч. от **this**) pron. – эти  
**they** [ðeɪ] pron. – они  
**thing** [θɪŋ] n. – вещь, предмет  
**think** [θɪŋk] v. – думать; считать, полагать  
**this** [ðɪs] (мн. ч. – **these**) pron. – этот, эта, это  
**those** [ðəʊz] (мн. ч. от **that**) pron. – те  
**three** [θri:] – три  
**thumb** [θʌm] n. – большой палец (руки)  
**Thursday** ['θɜ:zdeɪ] n. – четверг  
**tie** [taɪ] n. – галстук



**tiger** ['taɪgə] n. – тигр  
**time** [taɪm] n. – время  
**tire** ['taɪə] n. – шина; покрышка  
**tired** ['taɪəd] adj. – усталый, уставший, утомлённый  
**toast** [təʊst] n. – гренок, тост (ломтик хлеба, подрумяненный на огне)  
**toilet** ['tɔɪlət] n. – туалет; унитаз  
**tomato** [tə'mɑ:təʊ] n. – помидор, томат  
**toe** [təʊ] n. – палец ноги  
**too** [tu:] adv. – также, тоже; слишком  
**tooth** [tu:θ] n. – зуб  
**T-shirt** ['ti:ʒ:t] n. – футболка  
**tower** ['taʊə] n. – башня  
**town** [taʊn] n. – город; городок  
**toy** [tɔɪ] n. – игрушка  
**trace** [treɪs] v. – тщательно выписывать, выводить (слова и т. п.); следить (за кем –л. / чем –л.)  
**train** [treɪn] n. – поезд  
**tree** [tri:] n. – дерево  
**trousers** ['traʊzəz] n. – брюки, штаны  
**truck** [trʌk] n. – грузовой автомобиль, грузовик  
**Tuesday** ['t(j)u:zdi] n. – вторник  
**turtle** ['tɜ:tl] n. – черепаха  
**TV** [,ti:'vi:] n. – телевидение; = **TV set** телевизор  
**two** [tu:] – два

## U

**umbrella** [ʌm'brelə] n. – зонт, зонтик  
**understand** [ˌʌndə'stænd] v. – понимать, постигать  
**uncle** ['ʌŋkl] n. – дядя  
**uniform** ['ju:nɪfɔ:m] n. – форменная одежда, форма  
**unscramble** [ʌn'skræmbəl] v. – расшифровывать

**USA (the USA)** n. – США, Соединённые Штаты Америки  
**usually** ['ju:z(ə)li] adv. – обычно, обыкновенно

## V

**vampire** ['væmpaɪə] n. – вампир  
**van** [væn] n. – фургон  
**vegetable** ['vedʒ(ə)təbl] n. – овощ  
**very** ['veri] adv. – очень  
**vet** [vet] n. – ветеринарный врач, ветеринар  
**voice** [vɔɪs] n. – голос

## W

**wait** [weɪt] v. – ждать, выжидать  
**walk** [wɔ:k] n. – ходьба, прогулка; v. – ходить, гулять  
**wall** [wɔ:l] n. – стена  
**want** [wɒnt] v. – хотеть; нуждаться  
**water** ['wɔ:tə] n. – вода  
**watch** [wɒtʃ] n. – часы (карманные, наручные)  
**wave** [weɪv] n. – волна  
**we** [wi:] pron. – мы  
**weather** ['weðə] n. – погода  
**wear** [weə] v. – носить (одежду)  
**week** [wi:k] n. – неделя  
**weekend** [,wi:k'end] n. – выходные дни, уикэнд  
**Wednesday** ['wenzdeɪ] n. – среда  
**what** [(h)wɒt] pron. – что  
**which** [(h)wɪtʃ] pron. – который; что  
**white** [(h)waɪt] adj. – белый  
**who** [hu:] pron. – кто; который  
**wife** [waɪf] n. – жена, супруга  
**wig** [wɪg] n. – парик  
**window** ['wɪndəʊ] n. – окно  
**windy** ['wɪndɪ] adj. – ветреный  
**wing** [wɪŋ] n. – крыло

**winter** [ˈwɪntə] n. – зима  
**wolf** [wʊlf] n. – волк  
**wool** [wʊl] n. – шерсть  
**word** [wɜ:d] n. – слово  
**world** [wɜ:ld] n. – мир, вселенная  
**worm** [wɜ:m] n. – червяк  
**wrist** [rɪst] n. – запястье  
**write** [raɪt] v. – писать  
**writer** [ˈraɪtə] n. – писатель  
**wrong** [rɒŋ] adj. – неправильный,  
неверный

## Y

**year** [jɪə] n. – год  
**yellow** [ˈjeləʊ] adj. – жёлтый  
**yes** [jes] adv. – да  
**you** [ju:] pron. – ты, вы  
**your** [jɔ:] pron. – твой, ваш

## Z

**zebra** [ˈzebrə ], [ˈzi:brə] n. – зебра  
**zero** [ˈzɪərəʊ] n. – ноль, ноль  
**zoo** [zu:] n. – зоопарк

# Contents

## Welcome Unit

<b>Lesson 1</b> .....	<b>7</b>
<b>Lesson 2</b> .....	<b>9</b>
<b>Lesson 3</b> .....	<b>12</b>
<b>Lesson 4</b> .....	<b>14</b>

## Unit 1

<b>Lesson 1. Countries</b> .....	<b>16</b>
<b>Lesson 2. Where are you from?</b> .....	<b>18</b>
<b>Lesson 3. He is from Great Britain</b> .....	<b>22</b>
<b>Lesson 4. Let's read!</b> .....	<b>26</b>

## Unit 2

<b>Lesson 1. I'm a teacher!</b> .....	<b>29</b>
<b>Lesson 2. He's my brother!</b> .....	<b>33</b>
<b>Lesson 3. Meet my family!</b> .....	<b>35</b>
<b>Lesson 4. Let's read!</b> .....	<b>36</b>

<b>Stop and check 1–2</b> .....	<b>39</b>
---------------------------------	-----------

## Unit 3

<b>Lesson 1. Parts of the body</b> .....	<b>44</b>
<b>Lesson 2. Appearance</b> .....	<b>46</b>
<b>Lesson 3. Look at me!</b> .....	<b>49</b>
<b>Lesson 4. Let's read!</b> .....	<b>52</b>

## Unit 4

<b>Lesson 1. 11... 100</b> .....	<b>54</b>
<b>Lesson 2. Groceries</b> .....	<b>57</b>

<b>Lesson 3.</b> May I help you?.....	<b>60</b>
<b>Lesson 4.</b> Let's read!.....	<b>64</b>
<b>Stop and check 3–4</b> .....	<b>66</b>
<b>Unit 5</b>	
<b>Lesson 1.</b> Do you like...?.....	<b>72</b>
<b>Lesson 2.</b> I like red apples.....	<b>74</b>
<b>Lesson 3.</b> I live in a house.....	<b>76</b>
<b>Lesson 4.</b> Let's read!.....	<b>79</b>
<b>Unit 6</b>	
<b>Lesson 1.</b> British people like pets.....	<b>82</b>
<b>Lesson 2.</b> Kyrgyz people drink tea.....	<b>84</b>
<b>Lesson 3.</b> Do they speak English?.....	<b>86</b>
<b>Lesson 4.</b> Let's read!.....	<b>88</b>
<b>Stop and check 5–6</b> .....	<b>90</b>
<b>Unit 7</b>	
<b>Lesson 1.</b> What time is it?.....	<b>94</b>
<b>Lesson 2.</b> Days of the week.....	<b>97</b>
<b>Lesson 3.</b> Daily routines.....	<b>100</b>
<b>Lesson 4.</b> Let's read!.....	<b>103</b>
<b>Unit 8</b>	
<b>Lesson 1.</b> Jerry works at a zoo.....	<b>108</b>
<b>Lesson 2.</b> A lazy boy!.....	<b>112</b>
<b>Lesson 3.</b> I always wake up at 7.....	<b>113</b>
<b>Lesson 4.</b> Let's read!.....	<b>116</b>
<b>Stop and check 7–8</b> .....	<b>120</b>

## Unit 9

<b>Lesson 1.</b> She likes dancing.....	<b>125</b>
<b>Lesson 2.</b> Do you like dancing?.....	<b>129</b>
<b>Lesson 3.</b> What do you like doing at the weekend?.....	<b>134</b>
<b>Lesson 4.</b> Let's read!.....	<b>137</b>

## Unit 10

<b>Lesson 1.</b> Clothes.....	<b>140</b>
<b>Lesson 2.</b> I'm wearing a uniform today.....	<b>143</b>
<b>Lesson 3.</b> Where is the father?.....	<b>147</b>
<b>Lesson 4.</b> Let's read!.....	<b>152</b>

<b>Stop and check 9–10</b> .....	<b>155</b>
----------------------------------	------------

## Unit 11

<b>Lesson 1.</b> We are having fun in the mountains.....	<b>160</b>
<b>Lesson 2.</b> I hear somebody's knocking!.....	<b>163</b>
<b>Lesson 3.</b> I'm practicing the piano now. I always practice after school.....	<b>166</b>
<b>Lesson 4.</b> Let's read!.....	<b>169</b>

## Unit 12

<b>Lesson 1.</b> It's hot today!.....	<b>172</b>
<b>Lesson 2.</b> Months and seasons.....	<b>175</b>
<b>Lesson 3.</b> Here is the weather.....	<b>178</b>
<b>Lesson 4.</b> Let's read!.....	<b>181</b>

<b>Stop and check 11–12</b> .....	<b>185</b>
-----------------------------------	------------

## Unit 13

<b>Round up 1.</b> Grammar and Vocabulary.....	<b>190</b>
<b>Round up 2.</b> Reading.....	<b>194</b>

<b>Round up 3. Speaking</b> .....	<b>196</b>
<b>Round up 4. Let's read!</b> .....	<b>198</b>
<b>Grammar revision</b> .....	<b>202</b>
<b>Алфавит английского языка</b> .....	<b>206</b>
<b>Фонетическая транскрипция</b> .....	<b>207</b>
<b>Англо-русский словарь</b> .....	<b>208</b>

*Учебное издание*

**Цуканова Наталья Эдуардовна  
Фатнева Анна Георгиевна  
Жолчиева Айнуру Алибековна**

## **АНГЛИЙСКИЙ ЯЗЫК**

Учебник для 4 класса  
школ с русским языком обучения

*Редактор Г. Назарбекова  
Корректор А. А. Локтионова  
Дизайн обложки А. С. Борисова  
Компьютерная вёрстка А. С. Борисова  
Художник Н. А. Джумакалиев*

Подписано в печать 14.03.2018 г.  
Печать офсетная. Бумага офсетная.  
Формат 70 x 100 <sup>1</sup>/<sub>16</sub>. Гарнитура Arial. Объём 14,0 п. л.  
Тираж 0 экз. Заказ № 0.

Издательская подготовка осуществлена  
ОсОО «Издательство Аркус»  
720016, Кыргызская Республика,  
г. Бишкек, ул. Самойленко, 7 В





